



7311 Glenrio Rd. NW
Albuquerque, NM 87121
Phone: 505.764.5500
Fax: 505.764.5501
Email: admin@ladecharter.org
www.ladecharter.org

GOVERNING COUNCIL MEETING MINUTES

Meeting Date: Thursday, June 19, 2025
Time: 4:00 p.m.
Location: Zoom Meeting*
Meeting ID: 964 8349 4709
Password: lade
Link: <https://zoom.us/j/96483494709?pwd=NTJRYk5ubVBQRVYrVmIwd3JWdStWdz09>
*Zoom link is also accessible from the homepage of our website

AGENDA

- I. Call to Order
- II. Roll Call
- III. Public Comment*
- IV. Approval of Agenda
ACTION
- V. Approval of Minutes
 - a. May 15, 2025 Minutes
ACTION
 - b. May 22, 2025 Special Meeting Minutes
ACTION
- VI. Finance Committee/Business Manager
 - a. Financial Report
 - b. Check Register & Bank Reconciliation
ACTION
 - c. BARS
ACTION
- VII. Consideration for Approval to Adjourn to Closed Session Pursuant to the Open Meetings Act NMSA 1978 (§ 10-15-1 (H)(2)) for the Purpose of Discussing Limited Personnel Matters related to the Head Administrator Evaluation
ACTION
- VIII. Return to Open Session
- IX. Approval of HA Contract
ACTION
- X. Adjournment
ACTION



7311 Glenrio Rd. NW
Albuquerque, NM 87121
Phone: 505.764.5500
Fax: 505.764.5501
Email: admin@ladecharter.org
www.ladecharter.org

MINUTES

I. Call to Order

Richard Malcolm called the meeting to order at 4:04 PM.

II. Roll Call

Council Members in Attendance (via online platform):

- Laura Braun, President
- Melissa McLaney, Treasurer
- Richard Malcolm, Secretary
- Xian Bass, Board Member
- Mathias Rodriguez, Board Member

Council Members Absent:

- Patti Morrison, Vice President

Guests:

- Adam Giron, Head Administrator
- Leighan Collins, Minutes
- Dan Hill, Attorney
- Kelly Callahan, Board Consultant
- Gowan Hays, Business Manager
- Julia Martinez, Business Manager Assistant

III. Public Comment

None

IV. Approval of Agenda

Laura Braun made a motion to move item *VII. Closed Session* to the first order of business. Melissa McLaney seconded motion.

Laura Braun made a motion to approve the updated meeting agenda and Melissa McLaney seconded motion. Unanimous agreement to approve the agenda as amended.

V. Consideration for Approval to Adjourn to Closed Session

Pursuant to the Open Meetings Act NMSA 1978 (§ 10-15-1 (H)(2)) for the Purpose of Discussing Limited Personnel Matters related to HA Evaluation

Laura motioned to enter closed session at 4:08 PM. Richard Malcolm seconded. All in favor. Affirmation by roll call to only discuss issues related to the Head Administrator Evaluation.

Laura Braun agreed.

Richard Malcolm agreed.



7311 Glenrio Rd. NW
Albuquerque, NM 87121
Phone: 505.764.5500
Fax: 505.764.5501
Email: admin@ladecharter.org
www.ladecharter.org

Melissa McLaney agreed.
Mathias Rodriguez agreed.
Xian Bass agreed.

VI. Return to Open Session

Board returned to open session at 6:11 PM. All members attested that the only items discussed were those listed on the agenda pertaining to the Head Administrator Evaluation.

VII. Approval of Minutes

a. May 15, 2025

Richard Malcolm motioned to approve the minutes from the May meeting and Melissa McLaney seconded. All members approved.

b. May 22, 2025 Special Meeting

Richard Malcolm motioned to approve the minutes from the May 22nd special meeting and Laura Braun seconded. All members approved.

VIII. Finance Committee/Business Manager

a. Financial Report

Gowan Hays provided an overview of all the financial documents that were reviewed during the finance committee meeting.

b. Check Register & Bank Reconciliation

Melissa McLaney moved to approve all disbursements, and Laura Braun seconded. None opposed.

c. BARS

Melissa McLaney made a motion to approve both BARs. Laura Braun seconded. Bars approved unanimously.

IX. Approval of HA Contract

Laura Braun made a motion to renew the Head Administrator contract. Richard Malcolm seconded. All members in favor.

X. Adjournment

Laura made a motion to adjourn with a second from Melissa McLaney. All present in favor. Meeting adjourned at 6:22 PM.

Next Meeting

Thursday, July 17th, 2025 | 4:00 PM via Zoom



La Academia de Esperanza
May 2025 Bank Reconciliation

Wells Fargo Balance as of 05/1/2025	Wells Fargo Balance as of 05/31/2025	May 2025 Activity
\$2,057,599.89	\$2,119,831.19	\$62,231.30
	Receipts	Disbursements
Per Bank	\$423,039.38	\$360,808.08
Prior Payments Outstanding		\$40,208.12
Less: Prior Payments Cleared in May		\$39,354.36
Less: Prior Payments Voided		\$0.00
Add: May Outstanding		\$5,220.18
Outstanding Payments Total		\$6,073.94
Prior Payments Voided	\$0.00	
Expected General Ledger	\$423,039.38	\$326,673.90
General Ledger	\$426,407.07	\$330,041.59
Difference	-\$3,367.69	-\$3,367.69



**La Academia de Esperanza
May 2025 Outstanding Checks**

Vendor name	name_on_check	Payment Date	Payment Amount	GL Reference Number	Payment Channel
Sabrina Rivera	Sabrina Rivera	04/03/25	59	20206	Check
Thomas Loyd	Thomas Loyd	04/21/25	794.76	20227	Check
Summit Fire and Security LLC	Summit Fire and Security LLC	05/20/25	243.24	20247	Check
Adam Giron	Adam Giron	05/20/25	125.68	20250	Check
Cooperative Educational Services	Cooperative Educational Services	05/27/25	354.2	20255	Check
Shamrocks Discount Janitors Supply	Shamrocks Discount Janitors Supply	05/27/25	1900.2	20256	Check
De Lage Landen Financial Services	De Lage Landen Financial Services	05/27/25	1206.58	20257	Check
Nursing Services LLC.	Nursing Services LLC.	05/30/25	809.06	20258	Check
De Lage Landen Financial Services	De Lage Landen Financial Services	05/30/25	581.22	20259	Check
Total			\$6,073.94		

**La Academia de Esperanza
May 2025 Voided Checks**

Vendor name	name_on_check	Payment Date	Payment Amount	GL Reference Number	Payment Channel
*No voided payments in May 2025					
Total			\$0.00		

**La Academia de Esperanza
May 2025 Reversed Checks**

Vendor name	name_on_check	Payment Date	Payment Amount	GL Reference Number	Payment Channel
Nursing Services LLC.	Nursing Services LLC.	04/08/25	809.06	20215	REVERSAL
De Lage Landen Financial Services	De Lage Landen Financial Services	04/25/25	581.22	20233	REVERSAL
Total			\$1,390.28		

**Seen on Receipts Summary



**La Academia de Esperanza
May 2025 Receipts**

Fund	Object	Amount	Memo
11000	43101	280,547.90	11000 SEG APS PAYMENTS May 2025
11000	41910	1,000.00	Newsoul Church Rental Revenue- Invoice 25-10
11000	11508	350	Reimbursement for Graduation Caps & Gowns
11000	11508	410	Reimbursement for Graduation Caps & Gowns
11000	11508	593	Reimbursement for Graduation Caps & Gowns
			REVERSAL Reference Number: 20215; Invoice #: APR2025;
11000	11508	809.06	Vendor: Nursing Services LLC.; Memo: REVERSAL Reference Number: 20233; Invoice #: 589998145;
11000	11508	581.22	Vendor: De Lage Landen Financial Services; Memo:
21000	44500	11,352.02	USDA March 2025
21100	43203	1,962.12	USDA March 2025-State
24101	41924	14,655.74	24101; 061-2425-24101-0007
24106	41924	8,680.19	24106; 061-2425-24106-0006
24106	41924	8,680.24	24106; 061-2425-24106-0007
24106	41924	9,980.28	24106; 061-2425-24106-0008
24154	41924	6,675.00	24154; 061-2425-24154-0001
26107	43214	51,737.66	Ed Fellows- Reimbursement
31600	41110	16,309.06	BERNALILLO April 2025 HB-33
31600	41110	400.96	SANDOVAL COUNTY ACH APRIL 2025 DIST APS HB-33
31701	41110	8,108.49	BERNALILLO April 2025 SB-9
31701	41110	206.44	SANDOVAL COUNTY APRIL 2025 DIST APS SB-9
Total Receipts		423,039.38	



La Academia de Esperanza
May 2025 Adjusting Journal Entries

Transaction Number	Fund	Asset Debit Amount	Asset Credit Amount	Memo
51223	24106	3367.69		JE Cash Balance from 24106 to 11000
51223	11000		3367.69	JE Cash Balance from 24106 to 11000
Total Adjustments		3,367.69	3,367.69	



LADE

May-25

Vendor Name	Payment Date	Payment Source	Payment Method	Reporting Currency	Payment Total (Reporting)
Blick Art Materials/ Utrecht Art Supplies	5/2/2025	Platform	ACH	USD	\$ 518.52
RHC	5/2/2025	Platform	ACH	USD	\$ 5,006.10
Crystal Springs Bottled Water	5/5/2025	Platform	Check	USD	\$ 175.50
Graduation Source	5/5/2025	Platform	Check	USD	\$ 1,722.48
Maloy Mobile Storage Inc.	5/5/2025	Platform	Check	USD	\$ 645.75
NMPSIA	5/5/2025	Platform	ACH	USD	\$ 29,456.28
Unite Private Networks	5/5/2025	Platform	ACH	USD	\$ 509.85
Nursing Services LLC.	5/5/2025	Platform	Check	USD	\$ 2,346.28
Amazon.com Services Inc.	5/5/2025	Platform	ACH	USD	\$ 162.09
Amazon.com Services Inc.	5/5/2025	Platform	ACH	USD	\$ 80.82
Amazon.com Services Inc.	5/5/2025	Platform	ACH	USD	\$ 21.71
Amazon.com Services Inc.	5/5/2025	Platform	ACH	USD	\$ 972.50
Security Benefit Life Insurance Company	5/6/2025	Platform	Check	USD	\$ 5,600.00
Curt A. Szarek	5/6/2025	Platform	ACH	USD	\$ 2,172.25
Charter School Testing	5/13/2025	Platform	Check	USD	\$ 1,496.96
Shamrocks Discount Janitors Supply	5/13/2025	Platform	Check	USD	\$ 87.30
Ace Bilitery Consulting LLC	5/13/2025	Platform	ACH	USD	\$ 3,862.50
C & C Consultants LLC	5/13/2025	Platform	ACH	USD	\$ 5,650.00
CenturyLink	5/13/2025	Platform	ACH	USD	\$ 51.30
Amazon.com Services Inc.	5/13/2025	Platform	ACH	USD	\$ 47.89
Amazon.com Services Inc.	5/13/2025	Platform	ACH	USD	\$ 218.72
Amazon.com Services Inc.	5/13/2025	Platform	ACH	USD	\$ 119.99
Amazon.com Services Inc.	5/13/2025	Platform	ACH	USD	\$ 52.89
Dual Literacy Consulting LLC	5/13/2025	Platform	ACH	USD	\$ 1,181.25
Newsoul Church	5/20/2025	Platform	Check	USD	\$ 17,685.31
Axiom Analytics LLC	5/20/2025	Platform	ACH	USD	\$ 7,085.28
Amazon.com Services Inc.	5/20/2025	Platform	ACH	USD	\$ 3,385.33
Amazon.com Services Inc.	5/20/2025	Platform	ACH	USD	\$ 29.94
Amazon.com Services Inc.	5/20/2025	Platform	ACH	USD	\$ 421.24
Adam Giron	5/20/2025	Platform	Check	USD	\$ 125.68
Shamrocks Discount Janitors Supply	5/20/2025	Platform	Check	USD	\$ 444.56
Global Storage	5/20/2025	Platform	Check	USD	\$ 260.00
New Mexico Gas Company Inc	5/20/2025	Platform	Check	USD	\$ 116.81
ACES- Association of Charter School Education	5/20/2025	Platform	Check	USD	\$ 12,831.42
Security Benefit Life Insurance Company	5/20/2025	Platform	Check	USD	\$ 946.25
Summit Fire and Security LLC	5/20/2025	Platform	Check	USD	\$ 243.24
LDD Consulting Inc.	5/20/2025	Platform	Check	USD	\$ 4,580.83
Document Solutions Inc.	5/20/2025	Platform	Check	USD	\$ 492.60
De Lage Landen Financial Services	5/27/2025	Platform	Check	USD	\$ 1,206.58
Cooperative Educational Services	5/27/2025	Platform	Check	USD	\$ 354.20
Shamrocks Discount Janitors Supply	5/27/2025	Platform	Check	USD	\$ 1,900.20
De Lage Landen Financial Services	5/30/2025	Platform	Check	USD	\$ 581.22
Nursing Services LLC.	5/30/2025	Platform	Check	USD	\$ 809.06
Total					\$ 115,658.68

ACH

Vendor Name	Payment Date	Payment Source	Payment Method	Reporting Currency	Payment Total (Reporting)
PNM WEB_PAY MAY 25 15764927050525 LA ACADEMIA DE ESPERAN 1850019030 15764927050525	5/6/2025	Wells Fargo	ACH	USD	\$ 1,795.33
Mosaic Fee	5/15/2025	Wells Fargo	ACH	USD	\$ 495.00
04_15 11000 ERB Payment	5/15/2025	Wells Fargo	ACH	USD	\$ 18,246.94
04_15 24101 ERB Payment	5/15/2025	Wells Fargo	ACH	USD	\$ 1,526.82
04_15 24106 ERB Payment	5/15/2025	Wells Fargo	ACH	USD	\$ 876.06
04_15 24190 ERB Payment	5/15/2025	Wells Fargo	ACH	USD	\$ 737.45
04_15 26107 ERB Payment	5/15/2025	Wells Fargo	ACH	USD	\$ 2,583.64
04_15 28109 ERB Payment	5/15/2025	Wells Fargo	ACH	USD	\$ 100.09
4_30 11000 ERB Payment	5/15/2025	Wells Fargo	ACH	USD	\$ 17,664.86
4_30 24101 ERB Payment	5/15/2025	Wells Fargo	ACH	USD	\$ 1,526.82
4_30 24106 ERB Payment	5/15/2025	Wells Fargo	ACH	USD	\$ 876.06
4_30 24190 ERB Payment	5/15/2025	Wells Fargo	ACH	USD	\$ 737.45
4_30 26107 ERB Payment	5/15/2025	Wells Fargo	ACH	USD	\$ 2,583.64
AFLAC COLUMBUS ACHPMT 250520 99147770 LaAcademiadeEsperanza 2580663085 99147770	5/21/2025	Wells Fargo	ACH	USD	\$ 466.93
AFLAC COLUMBUS ACHPMT 250520 99147770 LaAcademiadeEsperanza 2580663085 99147771	5/21/2025	Wells Fargo	ACH	USD	\$ 81.56
AFLAC COLUMBUS ACHPMT 250520 99147770 LaAcademiadeEsperanza 2580663085 99147772	5/21/2025	Wells Fargo	ACH	USD	\$ 66.83
AFLAC COLUMBUS ACHPMT 250520 99147770 LaAcademiadeEsperanza 2580663085 99147773	5/21/2025	Wells Fargo	ACH	USD	\$ 25.69
AFLAC COLUMBUS ACHPMT 250520 99147770 LaAcademiadeEsperanza 2580663085 99147774	5/21/2025	Wells Fargo	ACH	USD	\$ 92.64
AFLAC COLUMBUS ACHPMT 250520 99147770 LaAcademiadeEsperanza 2580663085 99147775	5/21/2025	Wells Fargo	ACH	USD	\$ 492.40
AFLAC COLUMBUS ACHPMT 250520 99147770 LaAcademiadeEsperanza 2580663085 99147776	5/21/2025	Wells Fargo	ACH	USD	\$ 46.25
AFLAC COLUMBUS ACHPMT 250520 99147770 LaAcademiadeEsperanza 2580663085 99147777	5/21/2025	Wells Fargo	ACH	USD	\$ 70.57
AFLAC COLUMBUS ACHPMT 250520 99147770 LaAcademiadeEsperanza 2580663085 99147778	5/21/2025	Wells Fargo	ACH	USD	\$ 59.25
JE Cash Balance from 24106 to 11000	5/30/2025	Wells Fargo	ACH	USD	\$ 3,367.69
Total					\$ 54,519.97
Payroll					
Vendor Name	Payment Date	Payment Source	Payment Method	Reporting Currency	Payment Total (Reporting)
05/15 Payroll	5/15/2025	Wells Fargo	ACH	USD	\$ 65,458.99
05/15 Taxes	5/15/2025	Wells Fargo	ACH	USD	\$ 21,294.44
05/30 Payroll	5/30/2025	Wells Fargo	ACH	USD	\$ 56,140.99
05/30 Taxes	5/30/2025	Wells Fargo	ACH	USD	\$ 16,968.52
Total					\$ 159,862.94
Grand Total					\$ 330,041.59

Must submit backup for all BARs, except transfers of funds for SEG or direct grants

STATE OF NEW MEXICO
PUBLIC EDUCATION DEPARTMENT
 300 Don Gaspar Santa Fe, NM 87501-2786
Budget Adjustment Request

Doc. ID: 001-061-2425-0029-I

Fund Type: Flowthrough

Adjustment Type: Increase

Fiscal Year: 2024-2025

Entity Name: La Academia De Esperanza

Adjustment Changes Intent/Scope of Program Yes or No?: No

Contact: Kimberly Gonzales, Business Manager

Total Approved Budget (Flowthrough):

Phone: 505 490-2165

Email: kimberly.gonzales@axiomanalytics.org

FLOWTHROUGH ONLY	
Budget Period: 07/01/2024	To: 06/30/2025
A. Approved Carryover:	
B. Total Current Year Allocation:	
D. Total Funding Available:	

Revenue 31703.0000.43202 \$24,653.55

Fund	Function	Object	Program	Location	Job Class	Present Budget	Adj Amt Exp	Adj Budget	ADD'L FTE
31703 SB-9 State Match Cash	4000 Capital Outlay	56119 Supply Assets (\$5,000 or less).	0000 No Program	001061 La Academia De Esperanza	0000 No Job Class		\$24,653.55	\$24,653.55	
Sub Total							\$24,653.55		
Indirect Cost									
DOC. TOTAL							\$24,653.55		

Justification:

Increase BAR to tie to award

Compliance with Sections 10-15-1 and 22-8-12, NMSA, 1978 Compilation:

A. The requested budget/changes were authorized at a scheduled Board of Education or Governance Council meeting open to the public on:

B. Justification for the transfer: Explanation such as "underbudgeted", "insufficient budget", or "needed to close out Project" ARE NOT ACCEPTABLE. Attach additional sheets if necessary.

ALL TRANSFER BARS MUST NET OUT TO ZERO ON THE DOC. TOTAL LINE.

Approvals by Digital Signature		
<u>Name</u>	<u>Role</u>	<u>Date</u>
Gowan Hays	Business Manager	5/30/2025 9:32:56 AM



STATE OF NEW MEXICO
PUBLIC EDUCATION DEPARTMENT
300 DON GASPAR AVE.
SANTA FE, NEW MEXICO 87501-2786
Telephone (505) 827-5800
www.ped.state.nm.us

MARIANA D. PADILLA
SECRETARY OF PUBLIC EDUCATION

MICHELLE LUJAN GRISHAM
GOVERNOR

May 29, 2025

MEMORANDUM

TO: Superintendents, Charter School Leaders, and Business Managers
FROM: Antonio Ortiz, Director of Finance and Operations **AO**
RE: 2024-2025 Public School Capital Improvements Act (SB-9) State Match Allocations

The New Mexico Public Education Department (PED) has calculated the final FY24-25 awards for the SB-9 State Match which is illustrated on Exhibit C. Please note that the attached allocations will not be set out on a reimbursement basis. Payment will be advanced directly to your school district or charter school. Therefore, all school districts and charter schools shall alert their auditors of the State Board of Finance’s spending requirements and the limited purposes for the expenditures of the bond proceeds to ensure regular tracking and accountability. Also note, that all previously awarded allocations in fund 31700 will continue to be administered through a reimbursement basis and **shall be drawn down before any cash in fund 31703 is expended or budgeted**. Adherence to the requirements as detailed in the supplement and documentation supporting expenditures is required.

Please note the following New Mexico State Legislation appropriation information and compliance requirements specific to this award:

- Award Name: 2024 Public School Capital Improvements Act (SB-9) State Match (31703)
- Funding Agency: NM Public Education Department, Public School Capital Improvements Act, NM Laws of 2001, Chapter 338, Section 1, Item (C)
- Compliance Requirements: NM Procurement Code (1.4.1 NMAC), Procurement Code (13-1-28 through 13-1-99) NMSA 1978

NM Department of Finance and Administration Rules and Regulations
<http://www.nmdfa.state.nm.us/financial-control/resource-information>

2024-2025 Public School Capital Improvements Act (SB-9) State Match Allocations

May 29, 2025

Page 2 of 4

Please submit a Budget Adjustment Request (BAR) for the award amount indicated on Exhibit C using **Fund Code 31703 and Revenue Code 43202** within the Operating Budget Management System (OBMS) located on the PED OBMS website. Please attach a copy of this award memo including the Supplement and Exhibit C to the BAR.

If you have any fiscal questions, please contact Valerie Padilla, Director of Fiscal Grants Management Bureau, at valerie.padilla@ped.nm.gov or 505-538-0215. If you have programmatic questions, please contact Amanda M. Lupardus-Hernandez, Director, at Amanda.lupardus@ped.nm.gov or 505-677-6692, or Alyssa Marquez, Financial Coordinator, at alyssa.marquez@ped.nm.gov or 505-629-5821

Enc. (2): Supplement
Exhibit C

cc: Amanda Lupardus-Hernandez, Director of Capital Outlay Bureau
Marian Rael, Director of Administrative Services Department

**NM Public Education Department's State Appropriation
Capital Outlay Bureau (SB-9 State Match)**

SUPPLEMENT

PURPOSE AND ALLOWABLE USE OF FUNDING

22-25-2 Definitions (SB-9 State Match)

As used in the Public School Capital Improvements Act:

- A. "Program unit" means the product of the program element multiplied by the applicable cost differential factor, as defined in Section 22-8-2 NMSA 1978; and
- B. "Capital improvements" means expenditures, including payments made with respect to lease-purchase arrangements as defined in the Education Technology Equipment Act or the Public School Lease Purchase Act but excluding any other debt service expenses, for:
 - A. Erecting, remodeling, making additions to, providing equipment for or furnishing public school buildings and pre-kindergarten classroom facilities;
 - B. Purchasing or improving public school or pre-kindergarten grounds;
 - C. Maintenance of public school buildings or public school or pre-kindergarten grounds, including the purchasing or repairing of maintenance equipment and participating in the facility information management system as required by the Public School Capital Outlay Act and including payments under contracts with regional education cooperatives for maintenance support services and expenditures for technical training and certification for maintenance and facilities management personnel, but excluding salary expenses of school district employees;
 - D. Purchasing activity vehicles for transporting students to extracurricular school activities;
 - E. Purchasing computer software and hardware for student use in public school classrooms; and
 - F. Purchasing and installing education technology improvements, excluding salary expenses of school district employees, but including tools used in the educational process that constitute learning and administrative resources, and that may also include:
 - 1. Satellite, copper and fiber-optic transmission; computer and network connection devices; digital communication equipment, including voice, video and data equipment; servers, switches; portable media devices, such as discs and drives to contain data for electronic storage and playback; and the purchase or lease of software licenses or other technologies and services, maintenance, equipment and computer infrastructure information, techniques and tools used to implement technology in schools and related facilities; and
 - 2. Improvements, alterations and modifications to, or expansions of, existing buildings or tangible personal property necessary or advisable to house or otherwise accommodate any of the tools listed in this paragraph.

Indirect Cost Rate

Indirect costs are not allowed.

2024-2025 Public School Capital Improvements Act (SB-9) State Match Allocations

May 29, 2025

Page 4 of 4

FISCAL REQUIREMENTS

Reporting Requirements

Please review Exhibit C and submit a BAR through OBMS for the appropriate amount using Fund Code 31703 and Revenue Code 43202. Adhere to the following timelines and cited statutory regulations, required for budgeting, obligation, and RfR submission:


- Submit your BAR and a copy of this memo, including the Supplement and Exhibit C, though OBMS as soon as possible.
- Pursuant to NMSA 6-5-3, the appropriate fund shall be encumbered prior to the issuance of vouchers or purchase orders or the engagement of contracts.

NMAC 6.20.2.10 Budget Maintenance Standards

1. Budget adjustment requests shall be submitted on the most current form prescribed by the department. The school district or charter school shall maintain a log of all budget adjustment requests to account for status, numerical sequence, and timely approval at each level. The log is to be retained for audit purposes.
2. School districts and charter schools shall submit budget adjustment requests for the operating budget to the department for budget increases, budget decreases, transfers between functional categories, and transfers from the emergency reserve account. Expenditures shall not be made by the school district until budget authority has been established and approval received from the department. Budget adjustments shall not be incorporated into the school district's accounting system until approval is received by the department.
3. School districts and charter schools shall submit period financial reports to the department using the department approved format. Reporting shall be either monthly or quarterly. Required reporting frequency may be changed by the department at any time during the year. Reports are due at the department by the last working day of the month following the end of the required reporting period, unless extended to a later date by the secretary of education.

[02-03-93, 11-01-97, 01-15-99; 6.20.2.24 NMAC – RN, 6 NMAC 2.2.1.24, 05-31-01; A, 10-15-03; A, 11-30-06]

EXHIBIT C (31703 - FINAL FY24-25)




Award Name: Public School Capital Improvements Act (SB-9)
 State Match
Laws: 2001
HB/SB: Senate Bill 9
Section: 1
Paragraph: C
Program Contact Name: Amanda Lupardus-Hernandez

Purpose of Award: Public School Capital Improvements

State of New Mexico Special Appropriation - Final State Grant/(31703) AWARD FY24-25

OBMS ENTITY CODE	LOCAL EDUCATION AGENCY	District/State Charter Allocation SB-9 Laws of 2001 (Revenue 43202)	District/State Charter Allocation SB-9 HB-119 (Revenue 43202)	TOTAL BUDGET
046	Alamogordo Public Schools	\$ 101,836.61	\$ 489,794.25	\$ 591,630.86
001	Albuquerque Public Schools	\$ 1,448,922.44	\$ 5,055,759.62	\$ 6,504,682.06
749-001	Ace Leadership High School	\$ 5,863.54	\$ 20,459.78	\$ 26,323.31
090-001	Albuquerque Charter Academy	\$ 8,401.48	\$ 29,315.50	\$ 37,716.99
016-001	Albuquerque Talent Development Academy	\$ 2,844.25	\$ 9,924.52	\$ 12,768.77
116-001	Alice King Community School (The)	\$ 8,926.58	\$ 31,147.72	\$ 40,074.30
118-001	Christine Duncan Heritage Academy	\$ 8,959.40	\$ 31,262.23	\$ 40,221.63
780-001	Cien Aguas International School	\$ 9,189.12	\$ 32,063.83	\$ 41,252.95
706-001	Coral Community Charter School	\$ 4,621.91	\$ 16,127.34	\$ 20,749.25
028-001	Corrales International School	\$ 5,469.72	\$ 19,085.61	\$ 24,555.33
063-001	Digital Arts and Technology Academy	\$ 7,329.42	\$ 25,574.72	\$ 32,904.14
024-001	East Mountain High School	\$ 8,762.49	\$ 30,575.15	\$ 39,337.64
069-001	El Camino Real Academy	\$ 7,066.87	\$ 24,658.61	\$ 31,725.48
707-001	Gilbert L. Sena Charter High School	\$ 3,238.07	\$ 11,298.68	\$ 14,536.75
030-001	Gordon Bernell Charter School	\$ 4,146.05	\$ 14,466.89	\$ 18,612.94
752-001	Health Leadership High School	\$ 4,933.68	\$ 17,215.22	\$ 22,148.91
781-001	International School at Mesa del Sol (The)	\$ 7,132.51	\$ 24,887.64	\$ 32,020.15
061-001	La Academia de Esperanza Charter School	\$ 5,491.60	\$ 19,161.95	\$ 24,653.55
017-001	Los Puentes Charter School	\$ 2,516.07	\$ 8,779.38	\$ 11,295.45
039-001	Mark Armijo	\$ 4,813.35	\$ 16,795.34	\$ 21,608.69
095-001	Montessori of the Rio Grande Charter	\$ 4,791.47	\$ 16,719.00	\$ 21,510.47
098-001	Mountain Mahogany Community School	\$ 4,966.50	\$ 17,329.74	\$ 22,296.24
006-001	Native American Community Academy	\$ 9,407.91	\$ 32,827.25	\$ 42,235.17
708-001	New America School	\$ 3,795.98	\$ 13,245.41	\$ 17,041.40
768-001	New Mexico International School	\$ 8,729.67	\$ 30,460.64	\$ 39,190.30
047-001	Public Academy for Performing Arts	\$ 9,703.28	\$ 33,857.88	\$ 43,561.15
051-001	Robert F. Kennedy Charter School	\$ 7,493.51	\$ 26,147.29	\$ 33,640.80
750-001	Siembra Leadership High School	\$ 8,390.55	\$ 29,277.33	\$ 37,667.87
025-001	South Valley Academy	\$ 13,214.84	\$ 46,110.84	\$ 59,325.67
753-001	Technology Leadership High School	\$ 6,902.78	\$ 24,086.04	\$ 30,988.83
709-001	Voz Collegiate Preparatory	\$ 1,947.22	\$ 6,794.48	\$ 8,741.70
030	Animas Public Schools	\$ 17,074.80	\$ 41,337.52	\$ 58,412.32
022	Artesia Public Schools	\$ 69,124.51	\$ 241,197.78	\$ 310,322.29
064	Aztec Municipal Schools	\$ 45,578.19	\$ 159,037.08	\$ 204,615.27
001-064	Mosaic Academy Charter	\$ 3,641.80	\$ 12,707.44	\$ 16,349.24
087	Belen Consolidated Schools	\$ 70,888.72	\$ 294,150.36	\$ 365,039.09
061	Bernalillo Public Schools	\$ 61,258.55	\$ 213,750.92	\$ 275,009.47
066	Bloomfield Schools	\$ 54,270.63	\$ 189,367.81	\$ 243,638.44
040	Capitan Municipal Schools	\$ 12,466.98	\$ 43,501.33	\$ 55,968.31
020	Carlsbad Municipal Schools	\$ 155,669.53	\$ 543,181.40	\$ 698,850.93
001-020	Jefferson Montessori Academy	\$ 5,805.28	\$ 20,256.49	\$ 26,061.77
037	Carrizozo Municipal Schools	\$ 6,351.50	\$ 31,746.19	\$ 38,097.69
067	Central Consolidated Schools	\$ 442,794.87	\$ 590,775.08	\$ 1,033,569.96
001-559	Dream Diné Charter School	\$ 2,449.22	\$ 3,267.74	\$ 5,716.96
008	Cimarron Municipal Schools	\$ 10,460.45	\$ 36,499.88	\$ 46,960.33
003-008	Moreno Valley High School	\$ 1,700.89	\$ 5,934.94	\$ 7,635.83
084	Clayton Municipal Schools	\$ 11,453.66	\$ 39,965.53	\$ 51,419.19
048	Cloudcroft Municipal Schools	\$ 12,373.91	\$ 43,176.59	\$ 55,550.51
012	Clovis Municipal Schools	\$ 675,023.22	\$ 844,213.25	\$ 1,519,236.46
024	Cobre Consolidated Schools	\$ 44,179.80	\$ 130,462.37	\$ 174,642.17
038	Corona Public Schools	\$ 4,274.72	\$ 21,365.98	\$ 25,640.70
062	Cuba Independent Schools	\$ 21,678.50	\$ 75,643.30	\$ 97,321.80
042	Deming Public Schools	\$ 595,431.07	\$ 674,647.96	\$ 1,270,079.03
006-042	Deming Cesar Chavez Charter High School	\$ 19,955.46	\$ 22,610.36	\$ 42,565.81
085	Des Moines Municipal Schools	\$ 6,000.81	\$ 31,821.08	\$ 37,821.89
006	Dexter Consolidated Schools	\$ 191,648.12	\$ 151,936.51	\$ 343,584.62
060	Dora Consolidated School	\$ 6,279.34	\$ 21,910.65	\$ 28,189.98

EXHIBIT C (31703 - FINAL FY24-25)




Award Name: Public School Capital Improvements Act (SB-9)
 State Match
Laws: 2001
HB/SB: Senate Bill 9
Section: 1
Paragraph: C
Program Contact Name: Amanda Lupardus-Hernandez

Purpose of Award: Public School Capital Improvements

State of New Mexico Special Appropriation - Final State Grant/(31703) AWARD FY24-25

OBMS ENTITY CODE	LOCAL EDUCATION AGENCY	District/State Charter Allocation SB-9 Laws of 2001 (Revenue 43202)	District/State Charter Allocation SB-9 HB-119 (Revenue 43202)	TOTAL BUDGET
054	Dulce Independent Schools	\$ 15,091.30	\$ 52,658.42	\$ 67,749.72
058	Elida Municipal Schools	\$ 37,031.49	\$ 44,859.59	\$ 81,891.08
055	Espanola Public Schools	\$ 61,441.48	\$ 214,389.22	\$ 275,830.70
080	Estancia Municipal Schools	\$ 17,071.77	\$ 78,888.60	\$ 95,960.37
032	Eunice Public Schools	\$ 15,218.00	\$ 53,100.55	\$ 68,318.55
065	Farmington Municipal Schools	\$ 205,555.28	\$ 969,255.31	\$ 1,174,810.58
059	Floyd Municipal Schools	\$ 81,233.34	\$ 54,792.05	\$ 136,025.39
016	Fort Sumner Municipal Schools	\$ 8,165.41	\$ 28,491.76	\$ 36,657.17
019	Gadsden Independent Schools	\$ 2,107,550.69	\$ 1,649,288.57	\$ 3,756,839.27
043	Gallup-McKinley County Schools	\$ 3,179,680.36	\$ 2,141,704.47	\$ 5,321,384.84
015	Grady Municipal Schools	\$ 73,704.50	\$ 50,298.07	\$ 124,002.57
088	Grants/Cibola County Schools	\$ 426,320.23	\$ 479,063.33	\$ 905,383.56
005	Hagerman Municipal Schools	\$ 46,939.44	\$ 77,303.56	\$ 124,243.00
018	Hatch Valley Public Schools	\$ 327,475.66	\$ 236,555.93	\$ 564,031.60
033	Hobbs Municipal Schools	\$ 189,483.99	\$ 661,171.00	\$ 850,654.98
039	Hondo Valley Public Schools	\$ 13,444.50	\$ 35,094.59	\$ 48,539.09
050	House Municipal Schools	\$ 25,778.89	\$ 27,857.69	\$ 53,636.57
034	Jal Public Schools	\$ 13,849.65	\$ 48,325.90	\$ 62,175.55
056	Jemez Mountain Public Schools	\$ 6,407.70	\$ 32,027.09	\$ 38,434.79
063	Jemez Valley Public Schools	\$ 10,041.31	\$ 35,037.39	\$ 45,078.70
007	Lake Arthur Municipal Schools	\$ 5,444.31	\$ 27,211.85	\$ 32,656.16
017	Las Cruces Public Schools	\$ 454,964.10	\$ 1,802,046.43	\$ 2,257,010.53
069	Las Vegas City Public Schools	\$ 25,922.50	\$ 90,451.99	\$ 116,374.49
051	Logan Municipal Schools	\$ 8,341.89	\$ 29,107.55	\$ 37,449.44
029	Lordsburg Municipal Schools	\$ 12,138.69	\$ 42,355.84	\$ 54,494.53
086	Los Lunas Public Schools	\$ 582,364.15	\$ 865,551.65	\$ 1,447,915.80
021	Loving Municipal Schools	\$ 17,363.63	\$ 60,587.33	\$ 77,950.96
031	Lovington Municipal Schools	\$ 73,745.73	\$ 278,186.74	\$ 351,932.47
075	Magdalena Municipal Schools	\$ 105,382.51	\$ 77,285.18	\$ 182,667.68
011	Maxwell Municipal Schools	\$ 35,880.35	\$ 34,620.45	\$ 70,500.80
014	Melrose Municipal Schools	\$ 59,197.53	\$ 57,142.67	\$ 116,340.20
044	Mora Independent Schools	\$ 12,015.19	\$ 55,522.15	\$ 67,537.34
081	Moriarty-Edgewood School District	\$ 43,059.49	\$ 150,248.50	\$ 193,307.99
028	Mosquero Municipal Schools	\$ 4,532.68	\$ 22,655.32	\$ 27,187.99
082	Mountainair Public Schools	\$ 6,903.65	\$ 34,505.98	\$ 41,409.63
070	Pecos Independent School District	\$ 13,151.35	\$ 45,889.32	\$ 59,040.67
077	Penasco Independent Schools	\$ 16,850.46	\$ 53,217.03	\$ 70,067.49
072	Pojoaque Valley Public Schools	\$ 165,220.82	\$ 209,113.09	\$ 374,333.91
057	Portales Municipal Schools	\$ 290,902.40	\$ 355,223.15	\$ 646,125.55
003	Quemado Independent Schools	\$ 5,833.84	\$ 29,158.82	\$ 34,992.67
079	Questa Independent Schools	\$ 9,698.69	\$ 33,841.89	\$ 43,540.58
009	Raton Public Schools	\$ 17,736.62	\$ 93,669.55	\$ 111,406.16
083	Rio Rancho Public Schools	\$ 333,268.59	\$ 1,162,882.03	\$ 1,496,150.61
004	Roswell Independent Schools	\$ 854,830.24	\$ 1,080,330.10	\$ 1,935,160.34
009-004	Sidney Gutierrez Middle School	\$ 19,011.86	\$ 24,027.09	\$ 43,038.94
027	Roy Municipal Schools	\$ 45,985.63	\$ 33,313.53	\$ 79,299.16
036	Ruidoso Municipal Schools	\$ 34,380.44	\$ 119,964.49	\$ 154,344.93
052	San Jon Municipal Schools	\$ 46,627.89	\$ 38,534.02	\$ 85,161.91
071	Santa Fe Public Schools	\$ 215,551.36	\$ 752,128.50	\$ 967,679.86
024-071	Academy for Technology and the Classics	\$ 7,890.38	\$ 27,532.10	\$ 35,422.48
025	Santa Rosa Consolidated Schools	\$ 16,461.49	\$ 91,592.64	\$ 108,054.13
023	Silver Consolidated School District	\$ 48,342.86	\$ 168,683.91	\$ 217,026.77
074	Socorro Consolidated Schools	\$ 109,678.10	\$ 183,260.82	\$ 292,938.93
003-074	Cottonwood Valley Charter School	\$ 16,434.80	\$ 27,460.86	\$ 43,895.65
010	Springer Municipal Schools	\$ 5,058.82	\$ 32,441.26	\$ 37,500.08
076	Taos Municipal Schools	\$ 41,394.43	\$ 144,438.57	\$ 185,833.00
006-076	Anansi Charter School	\$ 4,628.68	\$ 16,150.95	\$ 20,779.63

EXHIBIT C (31703 - FINAL FY24-25)




Award Name: Public School Capital Improvements Act (SB-9)
 State Match
Laws: 2001
HB/SB: Senate Bill 9
Section: 1
Paragraph: C
Program Contact Name: Amanda Lupardus-Hernandez

Purpose of Award: Public School Capital Improvements

State of New Mexico Special Appropriation - Final State Grant/(31703) AWARD FY24-25

OBMS ENTITY CODE	LOCAL EDUCATION AGENCY	District/State Charter Allocation SB-9 Laws of 2001 (Revenue 43202)	District/State Charter Allocation SB-9 HB-119 (Revenue 43202)	TOTAL BUDGET
005-076	Taos Municipal Charter School	\$ 4,956.79	\$ 17,295.83	\$ 22,252.61
035	Tatum Municipal Schools	\$ 8,980.91	\$ 31,337.29	\$ 40,318.20
013	Texico Municipal Schools	\$ 36,764.69	\$ 82,159.48	\$ 118,924.17
073	Truth or Consequences Municipal Schools	\$ 27,597.47	\$ 96,296.51	\$ 123,893.98
049	Tucumcari Public Schools	\$ 72,681.59	\$ 124,889.23	\$ 197,570.83
047	Tularosa Municipal Schools	\$ 180,669.44	\$ 173,507.62	\$ 354,177.06
026	Vaughn Municipal School	\$ 3,740.15	\$ 18,694.12	\$ 22,434.27
045	Wagon Mound Public Schools	\$ 4,215.72	\$ 21,071.10	\$ 25,286.81
068	W Las Vegas Public Schools	\$ 157,129.64	\$ 233,888.41	\$ 391,018.05
004-068	Rio Gallinas School for Ecology and the Arts	\$ 8,862.33	\$ 13,191.63	\$ 22,053.96
089	Zuni Public School District	\$ 466,868.51	\$ 249,931.25	\$ 716,799.76
STATE CHARTER SCHOOLS				
580-001	21st Century Public Academy	\$ 8,237.39	\$ 28,742.93	\$ 36,980.33
579-001	Aces Technical Charter School	\$ 3,325.59	\$ 11,604.05	\$ 14,929.64
544-001	Albuquerque Aviation Academy (formerly SAMS)	\$ 6,662.11	\$ 23,246.28	\$ 29,908.39
528-001	Albuquerque Bilingual Academy	\$ 8,149.88	\$ 28,437.56	\$ 36,587.44
574-001	Albuquerque Collegiate Charter School	\$ 4,069.47	\$ 14,199.70	\$ 18,269.16
524-001	Albuquerque Institute of Mathematics and Science (AIMS) @ UNM	\$ 6,705.87	\$ 23,398.96	\$ 30,104.83
516-001	Albuquerque School of Excellence	\$ 20,150.44	\$ 70,311.40	\$ 90,461.83
517-001	Albuquerque Sign Language Academy	\$ 3,227.13	\$ 11,260.51	\$ 14,487.64
532-001	Aldo Leopold High School	\$ 4,416.71	\$ 15,411.32	\$ 19,828.03
511-001	Alma d'arte Charter High School	\$ 2,666.20	\$ 10,560.44	\$ 13,226.64
575-001	Altura Preparatory School	\$ 5,622.87	\$ 19,620.01	\$ 25,242.88
525-001	Amy Biehl Charter High School	\$ 4,507.05	\$ 15,726.54	\$ 20,233.59
520-001	ASK Academy (The)	\$ 11,858.62	\$ 41,378.58	\$ 53,237.20
512-001	Cesar Chavez Community School	\$ 4,047.59	\$ 14,123.35	\$ 18,170.94
502-001	Cottonwood Classical Preparatory School	\$ 17,393.70	\$ 60,692.25	\$ 78,085.95
562-001	Dzil Ditt'ooi School of Empowerment, Action and Perseverance	\$ 14,484.80	\$ 9,756.38	\$ 24,241.18
550-001	Estancia Valley Classical Academy	\$ 11,346.40	\$ 39,591.26	\$ 50,937.66
557-001	Explore Academy - Albuquerque	\$ 28,497.22	\$ 99,436.04	\$ 127,933.26
581-001	Explore Academy - Las Cruces	\$ 6,461.98	\$ 25,594.96	\$ 32,056.94
586-001	Explore Academy - Rio Rancho	\$ 5,568.40	\$ 19,429.94	\$ 24,998.34
536-001	GREAT Academy (The)	\$ 2,187.89	\$ 7,634.24	\$ 9,822.13
503-001	Horizon Academy West	\$ 10,053.34	\$ 35,079.36	\$ 45,132.69
573-001	Hózhó Academy	\$ 179,930.51	\$ 121,193.93	\$ 301,124.44
535-001	J. Paul Taylor Academy	\$ 4,070.54	\$ 16,122.81	\$ 20,193.35
560-001	La Academia Dolores Huerta	\$ 1,648.57	\$ 6,529.74	\$ 8,178.31
567-001	Las Montañas Charter School	\$ 3,775.42	\$ 14,953.91	\$ 18,729.33
519-001	MASTERS Program (The)	\$ 4,981.81	\$ 17,383.15	\$ 22,364.96
547-001	McCurdy Charter School	\$ 12,299.53	\$ 42,917.04	\$ 55,216.57
578-001	Middle College High School	\$ 39,866.43	\$ 26,852.42	\$ 66,718.86
542-001	Mission Achievement and Success Charter School	\$ 44,632.89	\$ 155,738.60	\$ 200,371.48
564-001	Monte del Sol Charter School	\$ 6,964.47	\$ 24,301.29	\$ 31,265.76
529-001	Montessori Elementary School (The)	\$ 9,659.52	\$ 33,705.19	\$ 43,364.71
549-001	New America School of Las Cruces	\$ 3,704.19	\$ 14,671.76	\$ 18,375.95
501-001	New Mexico Academy for the Media Arts	\$ 3,139.62	\$ 10,955.14	\$ 14,094.76
554-001	New Mexico Connections Academy	\$ 28,119.55	\$ 98,118.22	\$ 126,237.77
509-001	New Mexico School for the Arts	\$ 6,843.70	\$ 23,879.88	\$ 30,723.58
504-001	North Valley Academy	\$ 5,147.00	\$ 17,959.56	\$ 23,106.56
531-001	Northpoint Charter School (formerly Southwest Secondary Learning)	\$ 3,139.62	\$ 10,955.14	\$ 14,094.76
584-001	Pecos Connections Academy	\$ 32,016.49	\$ 111,715.92	\$ 143,732.41
577-001	Raices del Saber Xinachtli Community School	\$ 2,544.09	\$ 10,076.76	\$ 12,620.84
539-001	Red River Valley Charter School	\$ 2,413.22	\$ 8,420.50	\$ 10,833.72
530-001	Renaissance Academy Charter School (formerly Southwest Preparatory Learning)	\$ 3,434.98	\$ 11,985.76	\$ 15,420.75
583-001	Rio Grande Academy of Fine Arts	\$ 2,986.47	\$ 10,420.74	\$ 13,407.21
570-001	Roots and Wings Community School	\$ 1,618.99	\$ 5,649.20	\$ 7,268.19
515-001	S Valley Preparatory School	\$ 3,128.68	\$ 10,916.97	\$ 14,045.65

EXHIBIT C (31703 - FINAL FY24-25)



Award Name: Public School Capital Improvements Act (SB-9)
 State Match
Laws: 2001
HB/SB: Senate Bill 9
Section: 1
Paragraph: C
Program Contact Name: Amanda Lupardus-Hernandez

Purpose of Award: Public School Capital Improvements

State of New Mexico Special Appropriation - Final State Grant/(31703) AWARD FY24-25

OBMS ENTITY CODE	LOCAL EDUCATION AGENCY	District/State Charter Allocation SB-9 Laws of 2001 (Revenue 43202)	District/State Charter Allocation SB-9 HB-119 (Revenue 43202)	TOTAL BUDGET
587-001	San Diego Riverside Charter School	\$ 1,948.95	\$ 6,800.51	\$ 8,749.45
563-001	Sandoval Academy of Bilingual Education	\$ 4,743.45	\$ 16,551.43	\$ 21,294.88
505-001	School of Dreams Academy	\$ 37,050.18	\$ 55,066.65	\$ 92,116.83
568-001	Six Directions Indigenous Charter School	\$ 17,009.68	\$ 11,457.03	\$ 28,466.71
576-001	Solare Collegiate Charter School	\$ 6,651.18	\$ 23,208.10	\$ 29,859.28
510-001	Taos Academy	\$ 5,741.90	\$ 20,035.36	\$ 25,777.26
521-001	Taos Integrated School of the Arts	\$ 4,781.01	\$ 16,682.50	\$ 21,463.51
555-001	Taos International Charter School	\$ 4,148.23	\$ 14,474.52	\$ 18,622.76
582-001	THRIVE Community School	\$ 4,861.04	\$ 16,961.74	\$ 21,822.78
518-001	Tierra Adentro	\$ 5,393.14	\$ 18,818.41	\$ 24,211.55
565-001	Tierra Encantada Charter School	\$ 5,404.51	\$ 18,858.08	\$ 24,262.59
566-001	Turquoise Trail Charter School	\$ 12,429.37	\$ 43,370.08	\$ 55,799.45
585-001	Vista Grande High School	\$ 1,605.39	\$ 5,601.72	\$ 7,207.11
552-001	Walatowa High Charter School	\$ 1,118.53	\$ 3,902.90	\$ 5,021.43
GRAND TOTAL		\$ 16,596,385.27	\$ 28,774,883.11	\$ 45,371,268.37

Must submit backup for all BARs, except transfers of funds for SEG or direct grants

STATE OF NEW MEXICO
PUBLIC EDUCATION DEPARTMENT
300 Don Gaspar Santa Fe, NM 87501-2786
Budget Adjustment Request

Doc. ID: 001-061-2425-0030-IB
Fund Type: General Fund / Capital Outlay / Debt Service
Adjustment Type: Initial Budget

Fiscal Year: 2024-2025

Entity Name: La Academia De Esperanza

Adjustment Changes Intent/Scope of Program Yes or No?: No

Contact: Kimberly Gonzales, Business Manager

Total Approved Budget (Flowthrough):

Phone: 505 490-2165

Email: kimberly.gonzales@axiomanalytics.org

FLOWTHROUGH ONLY	Budget Period: 2024-07-01	To: 2025-06-30
A. Approved Carryover:		
B. Total Current Year Allocation:		
D. Total Funding Available:		

Revenue 31200.0000.43209 \$204,716.00

Fund	Function	Object	Program	Location	Job Class	Present Budget	Adj Amt Exp	Adj Budget	ADD'L FTE
31200 Public School Capital Outlay	4000 Capital Outlay	54640 Rental - Lease To Purchase	0000 No Program	001061 La Academia De Esperanza	0000 No Job Class		\$204,716.00	\$204,716.00	
Sub Total							\$204,716.00		
Indirect Cost									
DOC. TOTAL							\$204,716.00		

Justification:

Initial Budget for PSFA Award

Compliance with Sections 10-15-1 and 22-8-12, NMSA, 1978 Compilation:

A. The requested budget/changes were authorized at a scheduled Board of Education or Governance Council meeting open to the public on:

B. Justification for the transfer: Explanation such as "underbudgeted", "insufficient budget", or "needed to close out Project" ARE NOT ACCEPTABLE. Attach additional sheets if necessary.

ALL TRANSFER BARS MUST NET OUT TO ZERO ON THE DOC. TOTAL LINE.

Approvals by Digital Signature		
<u>Name</u>	<u>Role</u>	<u>Date</u>
Gowan Hays	Business Manager	6/13/2025 8:38:45 AM

State of New Mexico
Public School Capital Outlay Council

PSCOC Chair

Joe Guillen, *NMSBA*

PSCOC Members

Charles Sallee, *LFC*

Stewart Ingham, *PEC*

Mariana Padilla, *PED*


Ashley Leach, *DFA*

Clay Bailey, *CID*

Sara Mickelson, *Governor's Office*

John Sena, *LESC*

Shawna Casebier, *LCS*



Public School Facilities Authority

Iris K. Romero | Executive Director

Ryan Parks | Deputy Director of Capital Operations

Larry Tillotson | Deputy Director of Operations & Outreach

1312 Basehart SE, Suite 200

Albuquerque, NM 87106

(505) 843-6272

<https://www.nmpsfa.org/>

June 13, 2025

Adam Giron

La Academia de Esperanza

7311 Glenrio Rd. SW

Albuquerque, NM 87121

RE: FY25 Public School Capital Outlay (PSCOC) Lease Assistance; Declaration of Award

Dear Adam Giron:

At the June 12, 2025, PSCOC meeting, the PSCOC approved Lease Assistance Awards from the Public School Capital Outlay Fund (PSCOF). We are pleased to inform you that the PSCOC approved an award in the amount of **\$204,716** for FY25 to **La Academia de Esperanza**. The Public School Facilities Authority (PSFA) will disburse the award, on a quarterly reimbursement basis, payable to the school.

Return Declaration of Award Acceptance:

To accept the Lease Assistance Award, please submit this letter, with the Declaration of Award Acceptance section signed by the designated authority of the school, via email to: leaseassistance@nmpsfa.org.

Deadline for the acceptance of this award is June 20, 2025.

Important Disbursement Information:

- Disbursements cannot be made without a completed Declaration of Award Acceptance.
- Disbursements require the submittal of an invoice and proof of the lease payment to PSFA.
 - Proof of payment may be a copy of the check issued to the leasing entity, or an official payment voucher issued for that purpose, signed by the fiscal officer of the charter entity, or the school district's central purchasing agent.
- **Disbursement requests shall be submitted within the month following each quarter:** July 1 through September 30, 2024; October 1 through December 31, 2024; January 1 through March 31, 2025; and April 1 through June 30, 2025.
- Please submit your reimbursement request in a timely manner to ensure timely payment.
- Failure to submit a disbursement request within the awarded fiscal year (**by June 30, 2025**) may result in a loss of an award disbursement. Lease Assistance Awards are not retroactive.

- The Public Education Department (PED) requires the following:
 - Districts or charter schools to submit a Budget Adjustment Request (BAR) to their PED Budget Analyst for budget authority for 2024-2025.
 - PED also requires that districts or charter schools use fund **31200**, revenue code **43209**, and object code **54610** for rental/land and buildings (lease assistance), or **54640** rental/lease to purchase (lease purchase agreements), which are specifically designated for the PSCOC Lease Assistance Awards.
 - Should you have any questions concerning PED's requirements, please contact your PED Budget Analyst.

Please note, awards are subject to reduction or suspension upon written certification from PED indicating that a condition exists that warrants either an award adjustment or suspension. These conditions may include school closure, charter revocation, financial violations or irregularities, adjustments to certified attendance numbers (MEM counts), lease termination, or lease amendments.

The PSCOC and PSFA extends its congratulations and looks forward to working with you on behalf of the children of New Mexico.

Sincerely,

PUBLIC SCHOOL CAPITAL OUTLAY COUNCIL

Joe Guillen

Digitally signed by Joe Guillen
Date: 2025.06.16 13:00:13
-06'00'

Joe Guillen, PSCOC Chair

cc: Iris K. Romero, Executive Director, PSFA

DECLARATION OF AWARD ACCEPTANCE:

The undersigned hereby certifies that the FY25 Lease Assistance Award to
La Academia de Esperanza
is accepted and that all PSFA and PED requirements are understood and accepted.


ACCEPTED BY:

Adam Giron

06/16/2025

Print name of Current Administrator / Director / Principal

Date



Signature of Current Administrator / Director / Principal

DISTRICT SUPERINTENDENT (if applicable):

Adam Giron

06/16/2025

Print name of District Superintendent

Date



Signature of District Superintendent

ESP/Axiom Accounting Module
La Academia de Esperanza (001-061)
Summary Report 2024-2025

Based on RfR

Period Reporting 2024-07-01 to 2025-05-31

fund	GL Account Type	GL Sum of Dr#	GL Sum of Cr#	GL Amount	RfR Budget	Budget Remaining
11000	Expenses	\$6,073,327.45	\$3,522,061.05	\$2,551,266.40	\$4,203,165.59	\$1,651,899.19
21000	Expenses	\$133,232.25	\$13,297.33	\$119,934.92	\$238,634.00	\$118,699.08
21100	Expenses	\$0.00	\$0.00	\$0.00	\$10,000.00	\$10,000.00
23000	Expenses	\$225.41	\$0.00	\$225.41	\$550.00	\$324.59
24101	Expenses	\$170,389.45	\$23,581.98	\$146,807.47	\$219,302.00	\$72,494.53
24106	Expenses	\$104,703.07	\$3,529.07	\$101,174.00	\$128,050.00	\$26,876.00
24153	Expenses	\$0.00	\$0.00	\$0.00	\$3,325.00	\$3,325.00
24154	Expenses	\$6,675.00	\$0.00	\$6,675.00	\$16,166.00	\$9,491.00
24190	Expenses	\$140,402.51	\$58,507.35	\$81,895.16	\$125,000.00	\$43,104.84
24330	Expenses	\$12,875.56	\$12,875.56	\$0.00	\$8,295.00	\$8,295.00
26107	Expenses	\$363,262.97	\$98,308.82	\$264,954.15	\$343,700.00	\$78,745.85
26207	Expenses	\$0.00	\$0.00	\$0.00	\$3,068.99	\$3,068.99
27107	Expenses	\$0.00	\$0.00	\$0.00	\$5,532.00	\$5,532.00
27109	Expenses	\$2,976.61	\$565.02	\$2,411.59	\$21,134.04	\$18,722.45
27502	Expenses	\$0.00	\$0.00	\$0.00	\$7,847.00	\$7,847.00
28190	Expenses	\$18,646.07	\$2,646.07	\$16,000.00	\$16,750.00	\$750.00
31200	Expenses	\$0.00	\$0.00	\$0.00	\$0.00	\$0.00
31400	Expenses	\$0.00	\$0.00	\$0.00	\$716,500.00	\$716,500.00
31600	Expenses	\$401,683.42	\$0.00	\$401,683.42	\$780,494.00	\$378,810.58
31701	Expenses	\$600,887.30	\$0.00	\$600,887.30	\$914,917.00	\$314,029.70
31703	Expenses	\$2,476.00	\$0.00	\$2,476.00	\$27,229.00	\$24,753.00



Funds	11000	21000	21100	23000
Total Current Assets	\$1,402,753.09	\$225,103.36	\$20,778.47	\$324.59
Total Current Liabilities	\$85,630.65	\$0.00	\$0.00	\$0.00
Retained Earnings	\$923,293.00	\$238,634.00	\$0.00	\$550.00
Revenue	\$2,993,946.28	\$106,404.28	\$20,778.47	\$0.00
Expenses	\$2,551,266.40	\$119,934.92	\$0.00	\$225.41
Net Income	\$442,679.88	-\$13,530.64	\$20,778.47	-\$225.41
Total Equity	\$1,365,972.88	\$225,103.36	\$20,778.47	\$324.59
Total Liabilities and Equity	\$1,451,603.53	\$225,103.36	\$20,778.47	\$324.59

ESP/Axiom Accounting Module

La Academia de Esperanza (001-061)

Balance Sheet 2024-2025

Period Reporting: 2024-2025, 2024-07-01 to 2025-05

24101	24106	24154	24190	24330
-\$5,343.70	\$3,016.16	\$0.00	-\$44,390.61	-\$0.43
\$7,545.92	\$8,602.32	\$0.00	\$5,246.93	\$0.00
-\$36,203.00	-\$5,693.00	\$0.00	\$0.00	-\$596,422.00
\$168,703.94	\$100,271.92	\$6,675.00	\$31,090.99	\$596,421.57
\$146,807.47	\$101,174.00	\$6,675.00	\$81,895.16	\$0.00
\$21,896.47	-\$902.08	\$0.00	-\$50,804.17	\$596,421.57
-\$14,306.53	-\$6,595.08	\$0.00	-\$50,804.17	-\$0.43
-\$6,760.61	\$2,007.24	\$0.00	-\$45,557.24	-\$0.43

26107	26207	27109	27583	28190
-\$143,070.79	\$3,069.00	\$18,723.41	\$0.34	-\$27.33
\$17,268.17	\$0.00	\$0.00	\$0.00	\$87.56
-\$234,200.00	\$3,069.00	\$21,135.00	-\$24,646.00	\$0.00
\$334,565.84	\$0.00	\$0.00	\$24,646.34	\$15,885.11
\$264,954.15	\$0.00	\$2,411.59	\$0.00	\$16,000.00
\$69,611.69	\$0.00	-\$2,411.59	\$24,646.34	-\$114.89
-\$164,588.31	\$3,069.00	\$18,723.41	\$0.34	-\$114.89
-\$147,320.14	\$3,069.00	\$18,723.41	\$0.34	-\$27.33



31200	31600	31701	31703	Total Amount
\$0.00	\$320,612.86	\$287,810.10	\$24,753.00	\$2,114,111.52
\$0.00	\$0.00	\$0.00	\$0.00	\$124,381.55
-\$50,771.00	\$553,952.00	\$799,967.00	\$27,229.00	\$1,619,894.00
\$50,771.00	\$168,344.28	\$88,730.40	\$0.00	\$4,707,235.42
\$0.00	\$401,683.42	\$600,887.30	\$2,476.00	\$4,296,390.82
\$50,771.00	-\$233,339.14	-\$512,156.90	-\$2,476.00	\$410,844.60
\$0.00	\$320,612.86	\$287,810.10	\$24,753.00	\$2,030,738.60
\$0.00	\$320,612.86	\$287,810.10	\$24,753.00	\$2,155,120.15

ESP/Axiom Accounting Module

La Academia de Esperanza (001-061)

Trial Balance 2024-2025

Period Reporting: 2024-2025, 2024-07-01 to 2025-05-31

Fund	Amt in Time Period (Dr)	Amt in Time Period (Cr)	Account String	Obj	Program	Object	Cash	Liability	Revenue	Expense
11000	6028836.75	4626083.66	11000-0000-11508-0000-0000	Cash Account	Cash Account	11508	\$1,402,753.09			
11000	1001938.27	1087568.92	11000-0000-23011-0000-0000			23011		\$85,630.65		
11000	143213.29	143213.29	11000-0000-23107-0000-0000	ERB Contributions Payable	None	23107		\$ -		
11000	13645.86	13645.86	11000-0000-23109-0000-0000	NMRHC Payable	None	23109		\$ -		
11000	8618.83	8618.83	11000-0000-23115-0000-0000	EE 403B Contributions	None	23115		\$ -		
11000	58505.91	58505.91	11000-0000-23125-0000-0000			23125		\$ -		
11000	297.63	297.63	11000-0000-23127-0000-0000			23127		\$ -		
11000	52.58	52.58	11000-0000-23137-0000-0000			23137		\$ -		
11000	88967.55	88967.55	11000-0000-23141-0000-0000			23141		\$ -		
11000	36967.13	36967.13	11000-0000-23142-0000-0000			23142		\$ -		
11000	16793.03	16793.03	11000-0000-23147-0000-0000			23147		\$ -		
11000	71133.04	71133.04	11000-0000-23153-0000-0000			23153		\$ -		
11000	16011.57	16011.57	11000-0000-23154-0000-0000			23154		\$ -		
11000	0	923293.00	11000-0000-32300-0000-0000	UNRESERVED FUND BALANCE	GENERAL	32300				
11000	0	230.00	11000-0000-41701-0000-0000	Fees - Activities	No Program	41701		\$ 230.00		
11000	0	800.00	11000-0000-41702-0000-0000	Fees - Educational	No Program	41702		\$ 800.00		
11000	0	11000.00	11000-0000-41910-0000-0000	Rental Income	No Program	41910		\$ 11,000.00		
11000	0	1270.76	11000-0000-41920-0000-0000	Contributions and Donations From Prival	No Program	41920		\$ 1,270.76		
11000	564412.19	567363.33	11000-0000-41980-0000-0000	Vendor Refund of Prior-Year's Expenditu	No Program	41980		\$ 2,951.14		
11000	0	2977694.38	11000-0000-43101-0000-0000	State Equalization Guarantee	No Program	43101		\$2,977,694.38		
11000	141.90	141.90	11000-0000-52210-0000-0000	FICA PAYMENTS	GENERAL	52210			\$ -	
11000	492716.21	6823.76	11000-1000-51100-1010-1411	Salaries Expense	Regular Education (PreK-12) Pr	51100			\$485,892.45	
11000	110934.52	102650.32	11000-1000-51100-1010-1412	Salaries Expense	Regular Education (PreK-12) Pr	51100			\$ 8,284.20	
11000	78156.14	58154.00	11000-1000-51100-1010-1711	Salaries Expense	Regular Education (PreK-12) Pr	51100			\$ 20,002.14	
11000	4337.50	4337.50	11000-1000-51100-2000-1411	Salaries	Special Programs	51100			\$ -	
11000	190517.08	0	11000-1000-51100-2000-1412	Salaries Expense	Special Programs	51100			\$190,517.08	
11000	27416.50	791.66	11000-1000-51300-1010-1411	Additional Compensation	Regular Education (PreK-12) Pr	51300			\$ 26,624.84	
11000	4579.32	4579.32	11000-1000-51300-1010-1412	Additional Compensation	Regular Education (PreK-12) Pr	51300			\$ -	
11000	1280.00	0	11000-1000-51300-1010-1711	Additional Compensation	Regular Education (PreK-12) Pr	51300			\$ 1,280.00	
11000	18148.50	0	11000-1000-51300-2000-1412	Additional Compensation	Special Programs	51300			\$ 18,148.50	
11000	442.78	442.78	11000-1000-52111-0000-0000	Educational Retirement	No Program	52111			\$ -	
11000	239.44	239.44	11000-1000-52111-0000-1711	Educational Retirement	None	52111			\$ -	
11000	93022.48	3015.50	11000-1000-52111-1010-1411	Educational Retirement	Regular Education (PreK-12) Pr	52111			\$ 90,006.98	
11000	4960.38	2974.43	11000-1000-52111-1010-1412	Educational Retirement	Regular Education (PreK-12) Pr	52111			\$ 1,985.95	
11000	13574.67	9658.29	11000-1000-52111-1010-1711	Educational Retirement	Regular Education (PreK-12) Pr	52111			\$ 3,916.38	
11000	2164.74	2164.74	11000-1000-52111-2000-1411	Educational Retirement	Special Programs	52111			\$ -	
11000	33181.84	0	11000-1000-52111-2000-1412	Educational Retirement	Special Programs	52111			\$ 33,181.84	
11000	26.39	26.39	11000-1000-52112-0000-1711	NM Retiree Health	None	52112			\$ -	
11000	10201.64	332.29	11000-1000-52112-1010-1411	ERA - Retiree Health	Regular Education (PreK-12) Pr	52112			\$ 9,869.35	
11000	546.59	327.74	11000-1000-52112-1010-1412	ERA - Retiree Health	Regular Education (PreK-12) Pr	52112			\$ 218.85	
11000	1495.96	1064.35	11000-1000-52112-1010-1711	ERA - Retiree Health	Regular Education (PreK-12) Pr	52112			\$ 431.61	
11000	238.53	238.53	11000-1000-52112-2000-1411	NM Retiree Health	Special Programs	52112			\$ -	
11000	3656.23	0	11000-1000-52112-2000-1412	ERA - Retiree Health	Special Programs	52112			\$ 3,656.23	
11000	27669.31	4465.78	11000-1000-52210-1010-1411	FICA Payments	Regular Education (PreK-12) Pr	52210			\$ 23,203.53	
11000	1786.46	1272.84	11000-1000-52210-1010-1412	FICA Payments	Regular Education (PreK-12) Pr	52210			\$ 513.62	
11000	4453.63	3600.35	11000-1000-52210-1010-1711	FICA Payments	Regular Education (PreK-12) Pr	52210			\$ 853.28	
11000	756.27	756.27	11000-1000-52210-2000-1411	FICA Payment	Special Programs	52210			\$ -	
11000	8258.17	241.58	11000-1000-52210-2000-1412	FICA Payments	Special Programs	52210			\$ 8,016.59	
11000	6326.34	452.11	11000-1000-52220-1010-1411	Medicare Payments	Regular Education (PreK-12) Pr	52220			\$ 5,874.23	
11000	417.78	297.66	11000-1000-52220-1010-1412	Medicare Payments	Regular Education (PreK-12) Pr	52220			\$ 120.12	
11000	1131.98	842.00	11000-1000-52220-1010-1711	Medicare Payments	Regular Education (PreK-12) Pr	52220			\$ 289.98	
11000	176.87	176.87	11000-1000-52220-2000-1411	Medicare	Special Programs	52220			\$ -	
11000	1931.37	56.50	11000-1000-52220-2000-1412	Medicare Payments	Special Programs	52220			\$ 1,874.87	
11000	328.30	656.60	11000-1000-52311-0000-0000	Health and Medical Premiums	No Program	52311			\$ (328.30)	
11000	1.44	1.44	11000-1000-52311-0000-1711	Health Medical Premium	No Program	52311			\$ -	
11000	39705.58	2694.89	11000-1000-52311-1010-1411	Health and Medical Premiums	Regular Education (PreK-12) Pr	52311			\$ 37,011.69	
11000	3446.95	3775.29	11000-1000-52311-1010-1412	Health and Medical Premiums	Regular Education (PreK-12) Pr	52311			\$ (328.34)	
11000	12358.11	8524.54	11000-1000-52311-1010-1711	Health and Medical Premiums	Regular Education (PreK-12) Pr	52311			\$ 3,833.57	
11000	1.44	1.44	11000-1000-52311-2000-1411	Health/Medical Premiums	Special Programs	52311			\$ -	
11000	26165.72	0	11000-1000-52311-2000-1412	Health and Medical Premiums	Special Programs	52311			\$ 26,165.72	
11000	70.56	118.08	11000-1000-52312-0000-1711	Life	None	52312			\$ (47.52)	
11000	292.98	12.33	11000-1000-52312-1010-1411	Life	Regular Education (PreK-12) Pr	52312			\$ 280.65	
11000	13.59	13.59	11000-1000-52312-1010-1412	Life	Regular Education (PreK-12) Pr	52312			\$ -	
11000	74.88	1.44	11000-1000-52312-1010-1711	Life	Regular Education (PreK-12) Pr	52312			\$ 73.44	
11000	5.60	5.60	11000-1000-52312-2000-1411	Life	Special Programs	52312			\$ -	
11000	84.73	0	11000-1000-52312-2000-1412	Life	Special Programs	52312			\$ 84.73	
11000	11.62	23.24	11000-1000-52313-0000-0000	Dental	No Program	52313			\$ (11.62)	
11000	1898.68	85.86	11000-1000-52313-1010-1411	Dental	Regular Education (PreK-12) Pr	52313			\$ 1,812.82	
11000	106.80	106.80	11000-1000-52313-1010-1412	Dental	Regular Education (PreK-12) Pr	52313			\$ -	
11000	371.50	267.42	11000-1000-52313-1010-1711	Dental	Regular Education (PreK-12) Pr	52313			\$ 104.08	
11000	1349.47	0	11000-1000-52313-2000-1412	Dental	Special Programs	52313			\$ 1,349.47	
11000	2.58	5.16	11000-1000-52314-0000-0000	Vision	No Program	52314			\$ (2.58)	
11000	399.33	17.15	11000-1000-52314-1010-1411	Vision	Regular Education (PreK-12) Pr	52314			\$ 382.18	
11000	21.60	21.60	11000-1000-52314-1010-1412	Vision	Regular Education (PreK-12) Pr	52314			\$ -	
11000	75.25	54.92	11000-1000-52314-1010-1711	Vision	Regular Education (PreK-12) Pr	52314			\$ 20.33	
11000	242.72	0	11000-1000-52314-2000-1412	Vision	Special Programs	52314			\$ 242.72	
11000	1404.46	0	11000-1000-52315-1010-1411	Disability	Regular Education (PreK-12) Pr	52315			\$ 1,404.46	
11000	2005.66	0	11000-1000-52315-1010-1412	Disability	Regular Education (PreK-12) Pr	52315			\$ 2,005.66	
11000	20.76	0	11000-1000-52315-2000-1412	Disability	Special Programs	52315			\$ 20.76	
11000	1058.36	3.00	11000-1000-52500-1010-1411	Unemployment Compensation	Regular Education (PreK-12) Pr	52500			\$ 1,055.36	
11000	27.30	0	11000-1000-52500-1010-1412	Unemployment Compensation	Regular Education (PreK-12) Pr	52500			\$ 27.30	
11000	40.25	40.25	11000-1000-52500-2000-1411	Unemployment	Special Programs	52500			\$ -	
11000	248.14	0	11000-1000-52500-2000-1412	Unemployment Compensation	Special Programs	52500			\$ 248.14	
11000	40417.22	30371.00	11000-1000-52710-1010-1411	Workers Compensation Premium	Regular Education (PreK-12) Pr	52710			\$ 10,046.22	
11000	1757.02	0	11000-1000-52710-1010-1711	Workers Compensation Premium	Regular Education (PreK-12) Pr	52710			\$ 1,757.02	
11000	5297.41	0	11000-1000-52710-2000-1412	Workers Compensation Premium	Special Programs	52710			\$ 5,297.41	
11000	564412.19	564412.19	11000-1000-53711-0000-0000	OTHER CHARGES	GENERAL	53711			\$ -	
11000	565003.19	564471.19	11000-1000-53711-1010-0000	Other Charges	Regular Education (PreK-12) Pr	53711			\$ 532.00	
11000	8058.54	2981.89	11000-1000-55817-1010-0000	Student Travel	Regular Education (PreK-12) Pr	55817			\$ 5,076.65	
11000	4373.45	0	11000-1000-55915-1010-0000	Other Contract Services	Regular Education (PreK-12) Pr	55915			\$ 4,373.45	
11000	22833.60	600.00	11000-1000-56105-1010-0000	Instructional Materials - Operational	Regular Education (PreK-12) Pr	56105			\$ 22,233.60	
11000	200.64	200.64	11000-1000-56111-1010-0000			56111			\$ -	
11000	760.53	0	11000-1000-56112-1010-0000	Other Instructional Materials	Regular Education (PreK-12) Pr	56112			\$ 760.53	
11000	11503.82	0	11000-1000-56113-1010-0000	Software	Regular Education (PreK-12) Pr	56113			\$ 11,503.82	
11000	45872.55	5909.75	11000-1000-56118-1010-0000	General Supplies and Materials	Regular Education (PreK-12) Pr	56118			\$ 39,962.8	

11000	1191.10		0 11000-2100-52111-0000-1211	Educational Retirement	No Program	52111	\$ 1,191.10
11000	9434.01		0 11000-2100-52111-0000-1214	Educational Retirement	No Program	52111	\$ 9,434.01
11000	13365.06		0 11000-2100-52111-0000-1218	Educational Retirement	No Program	52111	\$ 13,365.06
11000	2359.52		0 11000-2100-52111-2000-1211	Educational Retirement	Special Programs	52111	\$ 2,359.52
11000	7283.78		0 11000-2100-52111-2000-1214	Educational Retirement	Special Programs	52111	\$ 7,283.78
11000	1176.80		0 11000-2100-52111-2000-1218	Educational Retirement	Special Programs	52111	\$ 1,176.80
11000	940.14		0 11000-2100-52111-2000-1312	Educational Retirement	Special Programs	52111	\$ 940.14
11000	12660.35		0 11000-2100-52111-2000-1313	Educational Retirement	Special Programs	52111	\$ 12,660.35
11000	131.25		0 11000-2100-52112-0000-1211	ERA - Retiree Health	No Program	52112	\$ 131.25
11000	1039.55		0 11000-2100-52112-0000-1214	ERA - Retiree Health	No Program	52112	\$ 1,039.55
11000	1472.82		0 11000-2100-52112-0000-1218	ERA - Retiree Health	No Program	52112	\$ 1,472.82
11000	260.00		0 11000-2100-52112-2000-1211	ERA - Retiree Health	Special Programs	52112	\$ 260.00
11000	802.61		0 11000-2100-52112-2000-1214	ERA - Retiree Health	Special Programs	52112	\$ 802.61
11000	129.70		0 11000-2100-52112-2000-1218	ERA - Retiree Health	Special Programs	52112	\$ 129.70
11000	103.63		0 11000-2100-52112-2000-1312	ERA - Retiree Health	Special Programs	52112	\$ 103.63
11000	1395.15		0 11000-2100-52112-2000-1313	ERA - Retiree Health	Special Programs	52112	\$ 1,395.15
11000	406.88		0 11000-2100-52210-0000-1211	FICA Payments	No Program	52210	\$ 406.88
11000	3883.61		0 11000-2100-52210-0000-1214	FICA Payments	No Program	52210	\$ 3,883.61
11000	5179.22		0 11000-2100-52210-0000-1218	FICA Payments	No Program	52210	\$ 5,179.22
11000	806.00		0 11000-2100-52210-2000-1211	FICA Payments	Special Programs	52210	\$ 806.00
11000	1864.83		0 11000-2100-52210-2000-1214	FICA Payments	Special Programs	52210	\$ 1,864.83
11000	318.67		0 11000-2100-52210-2000-1218	FICA Payments	Special Programs	52210	\$ 318.67
11000	257.85		0 11000-2100-52210-2000-1312	FICA Payments	Special Programs	52210	\$ 257.85
11000	3987.66		0 11000-2100-52210-2000-1313	FICA Payments	Special Programs	52210	\$ 3,987.66
11000	95.15		0 11000-2100-52220-0000-1211	Medicare Payments	No Program	52220	\$ 95.15
11000	908.20		0 11000-2100-52220-0000-1214	Medicare Payments	No Program	52220	\$ 908.20
11000	1233.95		0 11000-2100-52220-0000-1218	Medicare Payments	No Program	52220	\$ 1,233.95
11000	188.48		0 11000-2100-52220-2000-1211	Medicare Payments	Special Programs	52220	\$ 188.48
11000	436.11		0 11000-2100-52220-2000-1214	Medicare Payments	Special Programs	52220	\$ 436.11
11000	74.53		0 11000-2100-52220-2000-1218	Medicare Payments	Special Programs	52220	\$ 74.53
11000	60.27		0 11000-2100-52220-2000-1312	Medicare Payments	Special Programs	52220	\$ 60.27
11000	932.53		0 11000-2100-52220-2000-1313	Medicare Payments	Special Programs	52220	\$ 932.53
11000	1.44		0 11000-2100-52311-0000-1214	Health and Medical Premiums	No Program	52311	\$ 1.44
11000	16934.12		0 11000-2100-52311-0000-1218	Health and Medical Premiums	No Program	52311	\$ 16,934.12
11000	1087.94		0 11000-2100-52311-2000-1214	Health and Medical Premiums	Special Programs	52311	\$ 1,087.94
11000	4596.30		0 11000-2100-52311-2000-1218	Health and Medical Premiums	Special Programs	52311	\$ 4,596.30
11000	2077.53		0 11000-2100-52311-2000-1312	Health and Medical Premiums	Special Programs	52311	\$ 2,077.53
11000	6344.65		0 11000-2100-52311-2000-1313	Health and Medical Premiums	Special Programs	52311	\$ 6,344.65
11000	2.85		0 11000-2100-52312-0000-1211	Life	No Program	52312	\$ 2.85
11000	15.66		0 11000-2100-52312-0000-1214	Life	No Program	52312	\$ 15.66
11000	44.46		0 11000-2100-52312-0000-1218	Life	No Program	52312	\$ 44.46
11000	0.48		0 11000-2100-52312-0000-1312	Life	No Program	52312	\$ 0.48
11000	12.78		0 11000-2100-52312-0000-1313	Life	No Program	52312	\$ 12.78
11000	5.64		0 11000-2100-52312-2000-1211	Life	Special Programs	52312	\$ 5.64
11000	16.56		0 11000-2100-52312-2000-1214	Life	Special Programs	52312	\$ 16.56
11000	7.20		0 11000-2100-52312-2000-1218	Life	Special Programs	52312	\$ 7.20
11000	3.05		0 11000-2100-52312-2000-1312	Life	Special Programs	52312	\$ 3.05
11000	11.42		0 11000-2100-52312-2000-1313	Life	Special Programs	52312	\$ 11.42
11000	607.52		0 11000-2100-52313-0000-1218	Dental	No Program	52313	\$ 607.52
11000	33.81		0 11000-2100-52313-2000-1214	Dental	Special Programs	52313	\$ 33.81
11000	188.50		0 11000-2100-52313-2000-1218	Dental	Special Programs	52313	\$ 188.50
11000	63.97		0 11000-2100-52313-2000-1312	Dental	Special Programs	52313	\$ 63.97
11000	189.92		0 11000-2100-52313-2000-1313	Dental	Special Programs	52313	\$ 189.92
11000	97.98		0 11000-2100-52314-0000-1218	Vision	No Program	52314	\$ 97.98
11000	6.92		0 11000-2100-52314-2000-1214	Vision	Special Programs	52314	\$ 6.92
11000	29.10		0 11000-2100-52314-2000-1218	Vision	Special Programs	52314	\$ 29.10
11000	12.36		0 11000-2100-52314-2000-1312	Vision	Special Programs	52314	\$ 12.36
11000	1.44		0 11000-2100-52315-0000-1214	Disability	No Program	52315	\$ 1.44
11000	965.66		0 11000-2100-52315-0000-1218	Disability	No Program	52315	\$ 965.66
11000	5.32		0 11000-2100-52315-2000-1211	Disability	Special Programs	52315	\$ 5.32
11000	339.55		0 11000-2100-52315-2000-1313	Disability	Special Programs	52315	\$ 339.55
11000	21.65		0 11000-2100-52500-0000-1211	Unemployment Compensation	No Program	52500	\$ 21.65
11000	56.20		0 11000-2100-52500-0000-1214	Unemployment Compensation	No Program	52500	\$ 56.20
11000	305.31		0 11000-2100-52500-0000-1218	Unemployment Compensation	No Program	52500	\$ 305.31
11000	42.88		0 11000-2100-52500-2000-1211	Unemployment Compensation	Special Programs	52500	\$ 42.88
11000	81.61		0 11000-2100-52500-2000-1214	Unemployment Compensation	Special Programs	52500	\$ 81.61
11000	16.95		0 11000-2100-52500-2000-1218	Unemployment Compensation	Special Programs	52500	\$ 16.95
11000	11.66		0 11000-2100-52500-2000-1312	Unemployment Compensation	Special Programs	52500	\$ 11.66
11000	85.58		0 11000-2100-52500-2000-1313	Unemployment Compensation	Special Programs	52500	\$ 85.58
11000	1583.31		0 11000-2100-52710-0000-1214	Workers Compensation Premium	No Program	52710	\$ 1,583.31
11000	0.00		0 11000-2100-52710-0000-1218	Workers Compensation Premium	No Program	52710	\$ -
11000	984.60		0 11000-2100-52710-0000-1312	Workers Compensation Premium	No Program	52710	\$ 984.60
11000	1651.48		0 11000-2100-52710-0000-1313	Workers Compensation Premium	No Program	52710	\$ 1,651.48
11000	8279.66		0 11000-2100-53211-2000-0000	Diagnosticians - Contracted	Special Programs	53211	\$ 8,279.66
11000	125.00		0 11000-2100-53711-0000-0000	Other Charges	No Program	53711	\$ 125.00
11000	6128.64	809.06	11000-2100-55915-0000-0000	Other Contract Services	No Program	55915	\$ 5,319.58
11000	9172.85		0 11000-2100-56113-0000-0000	Software	No Program	56113	\$ 9,172.85
11000	741.11		0 11000-2100-56118-0000-0000	General Supplies and Materials	No Program	56118	\$ 741.11
11000	21422.04	7129.67	11000-2200-53330-0000-0000	Professional Development	No Program	53330	\$ 14,292.37
11000	2605.00		0 11000-2200-53711-0000-0000	Other Charges	No Program	53711	\$ 2,605.00
11000	1200.00		0 11000-2200-56118-0000-0000	General Supplies and Materials	No Program	56118	\$ 1,200.00
11000	116862.02		0 11000-2300-51100-0000-1111	Salaries Expense	No Program	51100	\$ 116,862.02
11000	21228.89		0 11000-2300-52111-0000-1111	Educational Retirement	No Program	52111	\$ 21,228.89
11000	2339.25		0 11000-2300-52112-0000-1111	ERA - Retiree Health	No Program	52112	\$ 2,339.25
11000	7092.79		0 11000-2300-52210-0000-1111	FICA Payments	No Program	52210	\$ 7,092.79
11000	1655.08		0 11000-2300-52220-0000-1111	Medicare Payments	No Program	52220	\$ 1,655.08
11000	15805.44		0 11000-2300-52311-0000-1111	Health and Medical Premiums	No Program	52311	\$ 15,805.44
11000	29.93		0 11000-2300-52312-0000-1111	Life	No Program	52312	\$ 29.93
11000	592.92		0 11000-2300-52313-0000-1111	Dental	No Program	52313	\$ 592.92
11000	94.05		0 11000-2300-52314-0000-1111	Vision	No Program	52314	\$ 94.05
11000	1146.15		0 11000-2300-52315-0000-1111	Disability	No Program	52315	\$ 1,146.15
11000	96.16		0 11000-2300-52500-0000-1111	Unemployment Compensation	No Program	52500	\$ 96.16
11000	2424.09		0 11000-2300-52710-0000-1111	Workers Compensation Premium	No Program	52710	\$ 2,424.09
11000	975.00		0 11000-2300-53330-0000-0000	Professional Development	No Program	53330	\$ 975.00
11000	23861.55		0 11000-2300-53411-0000-0000	Auditing	No Program	53411	\$ 23,861.55
11000	12662.58		0 11000-2300-53413-0000-0000	Legal	No Program	53413	\$ 12,662.58
11000	3844.00		0 11000-2300-53711-0000-0000	Other Charges	No Program	53711	\$ 3,844.00
11000	2375.00		0 11000-2300-55812-0000-0000	Board Training	No Program	55812	\$ 2,375.00
11000	14179.57		0 11000-2300-55915-0000-0000	Other Contract Services	No Program	55915	\$ 14,179.57
11000	32.31		0 11000-2300-56115-0000-0000	Board Expenses	No Program	56115	\$ 32.31
11000	162.45		0 11000-2300-56118-0000-0000	General Supplies and Materials	No Program	56118	\$ 162.45
11000	60503.94		0 11000-2400-51100-0000-1112	Salaries Expense	No Program	51100	\$ 60,503.94
11000	34573.68		0 11000-2400-51100-0000-1211	Salaries Expense	No Program	51100	\$ 34,573.68
11000	125.00		0 11000-2400-51300-0000-1112	Additional Compensation	No Program	51300	\$ 125.00
11000	187.50		0 11000-2400-51300-0000-1211	Additional Compensation	No Program	51300	\$ 187.50
11000	10219.75		0 11000-2400-52111-0000-1112	Educational Retirement	No Program	52111	\$ 10,219.75
11000	6309.14		0 11000-2400-52111-0000-1211	Educational Retirement	No Program	52111	\$ 6,309.14
11000	1126.09		0 11000-2400-52112-0000-1112	ERA - Retiree Health	No Program	52112	\$ 1,126.09
11000	695.19		0 11000-2400-52112-0000-1211	ERA - Retiree Health	No Program	52112	\$ 695.19
11000	3212.73		0 11000-2400-52210-0000-1112	FICA Payments	No Program	52210	\$ 3,212.73
11000	1892.06		0 11000-2400-52210-0000-1211	FICA Payments	No Program	52210	\$ 1,892.06
11000	751.32		0 11000-2400-52220-0000-1112	Medicare Payments	No Program	52220	\$ 751.32
11000	442.47		0 11000-2400-52220-0000-1211	Medicare Payments	No Program	52220	\$ 442.47
11000	11616.88		0 11000-2400-52311-0000-1112	Health and Medical Premiums	No Program	52311	\$ 11,616.88
11000	6132.29		0 11000-2400-52311-0000-1211	Health and Medical Premiums	No Program	52311	\$ 6,132.29
11000	15.66		0 11000-2400-52312-0000-1112	Life	No Program	52312	\$ 15.66
11000	11.42		0 11000-2400-52312-0000-1211	Life	No Program	52312	\$ 11.42
11000	371.14		0 11000-2400-52313-0000-1112	Dental	No Program	52313	\$ 371.14

11000	199.56		0	11000-2400-52313-0000-1211	Dental	No Program	52313	\$	199.56
11000	63.62		0	11000-2400-52314-0000-1112	Vision	No Program	52314	\$	63.62
11000	34.66		0	11000-2400-52314-0000-1211	Vision	No Program	52314	\$	34.66
11000	804.41		0	11000-2400-52315-0000-1112	Disability	No Program	52315	\$	804.41
11000	83.50		0	11000-2400-52500-0000-1211	Unemployment Compensation	No Program	52500	\$	83.50
11000	1952.85		0	11000-2400-52710-0000-1112	Workers Compensation Premium	No Program	52710	\$	1,952.85
11000	350.00		0	11000-2400-53330-0000-0000	Professional Development	No Program	53330	\$	350.00
11000	50441.47	61.02		11000-2400-53711-0000-0000	Other Charges	No Program	53711	\$	50,380.45
11000	173.95		0	11000-2400-56113-0000-0000	Software	No Program	56113	\$	173.95
11000	3718.81		0	11000-2400-56118-0000-0000	General Supplies and Materials	No Program	56118	\$	3,718.81
11000	1722.48		0	11000-2400-57311-0000-0000	Other Charges	None	57311	\$	1,722.48
11000	45562.88		0	11000-2500-51100-0000-1220	Salaries Expense	No Program	51100	\$	45,562.88
11000	7893.69		0	11000-2500-52111-0000-1220	Educational Retirement	No Program	52111	\$	7,893.69
11000	869.82		0	11000-2500-52112-0000-1220	ERA - Retiree Health	No Program	52112	\$	869.82
11000	2732.87		0	11000-2500-52210-0000-1220	FICA Payments	No Program	52210	\$	2,732.87
11000	639.15		0	11000-2500-52210-0000-1220	Medicare Payments	No Program	52220	\$	639.15
11000	5552.70		0	11000-2500-52311-0000-1220	Health and Medical Premiums	No Program	52311	\$	5,552.70
11000	24.48		0	11000-2500-52312-0000-1220	Life	No Program	52312	\$	24.48
11000	215.92		0	11000-2500-52313-0000-1220	Dental	No Program	52313	\$	215.92
11000	43.87		0	11000-2500-52314-0000-1220	Vision	No Program	52314	\$	43.87
11000	344.93		0	11000-2500-52315-0000-1220	Disability	No Program	52315	\$	344.93
11000	63.48		0	11000-2500-52500-0000-1220	Unemployment Compensation	No Program	52500	\$	63.48
11000	2201.98		0	11000-2500-52710-0000-1115	Workers Compensation Premium	No Program	52710	\$	2,201.98
11000	935.83		0	11000-2500-52710-0000-1220	Workers Compensation Premium	No Program	52710	\$	935.83
11000	53575.39	47685.66		11000-2500-53711-0000-0000	Other Charges	No Program	53711	\$	5,889.73
11000	180.87		0	11000-2500-55400-0000-0000	Advertising	No Program	55400	\$	180.87
11000	98335.07		0	11000-2500-55915-0000-0000	Other Contract Services	No Program	55915	\$	98,335.07
11000	650.00		0	11000-2500-56113-0000-0000	Software	No Program	56113	\$	650.00
11000	1854.70		0	11000-2500-56118-0000-0000	General Supplies and Materials	No Program	56118	\$	1,854.70
11000	20085.02		0	11000-2600-51100-0000-1615	Salaries Expense	No Program	51100	\$	20,085.02
11000	4237.42		0	11000-2600-52111-0000-1615	Educational Retirement	No Program	52111	\$	4,237.42
11000	466.94		0	11000-2600-52112-0000-1615	ERA - Retiree Health	No Program	52112	\$	466.94
11000	1343.96		0	11000-2600-52210-0000-1615	FICA Payments	No Program	52210	\$	1,343.96
11000	314.32		0	11000-2600-52220-0000-1615	Medicare Payments	No Program	52220	\$	314.32
11000	3814.84		0	11000-2600-52311-0000-1615	Health and Medical Premiums	No Program	52311	\$	3,814.84
11000	11.52		0	11000-2600-52312-0000-1615	Life	No Program	52312	\$	11.52
11000	132.20		0	11000-2600-52313-0000-1615	Dental	No Program	52313	\$	132.20
11000	24.22		0	11000-2600-52314-0000-1615	Vision	No Program	52314	\$	24.22
11000	71.52		0	11000-2600-52500-0000-1615	Unemployment Compensation	No Program	52500	\$	71.52
11000	585.97		0	11000-2600-52710-0000-1219	Workers Compensation Premium	No Program	52710	\$	585.97
11000	950.24		0	11000-2600-52710-0000-1615	Workers Compensation Premium	No Program	52710	\$	950.24
11000	421.13		0	11000-2600-53711-0000-0000	Other Charges	No Program	53711	\$	421.13
11000	7028.09		0	11000-2600-54312-0000-0000	Maintenance & Repair - Buildings and Gr	No Program	54312	\$	7,028.09
11000	24892.97	2397.41		11000-2600-54411-0000-0000	Electricity	No Program	54411	\$	22,495.56
11000	5591.81	42.61		11000-2600-54412-0000-0000	Natural Gas (Buildings)	No Program	54412	\$	5,549.20
11000	9808.73		0	11000-2600-54415-0000-0000	Water/Sewage	No Program	54415	\$	9,808.73
11000	4044.60		0	11000-2600-54416-0000-0000	Communication Services	No Program	54416	\$	4,044.60
11000	1204576.66	1017685.31		11000-2600-54610-0000-0000	Rental - Land and Buildings	No Program	54610	\$	1,186,891.35
11000	65278.00	30371.00		11000-2600-55200-0000-0000	Property/Liability Insurance	No Program	55200	\$	34,907.00
11000	59064.91	34.20		11000-2600-55915-0000-0000	Other Contract Services	No Program	55915	\$	59,030.71
11000	18391.30	2657.60		11000-2600-56118-0000-0000	General Supplies and Materials	No Program	56118	\$	15,733.70
11000	375.00		0	11000-2700-55112-0000-0000	Transportation Contractors	No Program	55112	\$	375.00
11000	700.00		0	11000-3300-53711-0000-0000	Other Charges	No Program	53711	\$	700.00
11000	3500.00		0	11000-3300-55915-0000-0000	Other Contract Services	No Program	55915	\$	3,500.00
11000	1017685.31	1017685.31		11000-4000-54640-0000-0000	Rental - Lease To Purchase	No Program	54640	\$	-
11000	14122721.08	14171571.52		11000-XXXX-XXXX-XXXX-XXXX			XXXX		
21000	358335.61	133232.25		21000-0000-11508-0000-0000	Cash Account	Cash Account	11508	\$	225,103.36
21000		0 238634.00		21000-0000-32300-0000-0000	UNRESERVED FUND BALANCE	GENERAL	32300		
21000		0 106404.28		21000-0000-44500-0000-0000	Restricted Grants - Federal Flow-through	No Program	44500	\$	106,404.28
21000	133232.25	13297.33		21000-3100-53414-0000-0000	Other Services	No Program	53414	\$	119,934.92
21000	491567.86	491567.86		21000-XXXX-XXXX-XXXX-XXXX			XXXX		
21100	20778.47			21100-0000-11508-0000-0000	Cash Account	Cash Account	11508	\$	20,778.47
21100		0 20778.47		21100-0000-43203-0000-0000	State Direct Grants	No Program	43203	\$	20,778.47
21100	20778.47	20778.47		21100-XXXX-XXXX-XXXX-XXXX			XXXX		
23000	550.00	225.41		23000-0000-11508-0000-0000	Cash Account	Cash Account	11508	\$	324.59
23000		0 550.00		23000-0000-32300-0000-0000			32300		
23000	225.41			23000-1000-56118-1010-0000	General Supplies and Materials	Regular Education (PreK-12) Pr	56118	\$	225.41
23000	775.41	775.41		23000-XXXX-XXXX-XXXX-XXXX			XXXX		
24101	172206.06	177549.76		24101-0000-11508-0000-0000	Cash Account	Cash Account	11508	\$	(5,343.70)
24101	47673.47	55219.39		24101-0000-23011-0000-0000			23011	\$	7,545.92
24101	11748.90	11748.90		24101-0000-23107-0000-0000	ERB Contributions Payable	Non	23107	\$	-
24101	1098.00	1098.00		24101-0000-23109-0000-0000	NMRC Payable	None	23109	\$	-
24101	4168.47	4168.47		24101-0000-23125-0000-0000			23125	\$	-
24101	21.79	21.79		24101-0000-23127-0000-0000			23127	\$	-
24101	4.36	4.36		24101-0000-23137-0000-0000	Worker's Compensation (Employer)	NONE	23137	\$	-
24101	7499.74	7499.74		24101-0000-23141-0000-0000			23141	\$	-
24101	2971.99	2971.99		24101-0000-23142-0000-0000			23142	\$	-
24101	1507.31	1507.31		24101-0000-23147-0000-0000			23147	\$	-
24101	2968.23	2968.23		24101-0000-23153-0000-0000			23153	\$	-
24101	665.70	665.70		24101-0000-23154-0000-0000			23154	\$	-
24101	36203.00		0	24101-0000-32300-0000-0000	UNRESERVED FUND BALANCE	GENERAL	32300		
24101		0 168703.94		24101-0000-41924-0000-0000	Flow-through Grants from Districts to Ch	No Program	41924	\$	168,703.94
24101	73253.50	73253.50		24101-0000-44500-0000-0000	Restricted Grants - Federal Flow-through	No Program	44500	\$	-
24101	36202.61	36202.61		24101-0000-44504-0000-0000	Federal Flow-Through Prior Year	No Program	44504	\$	-
24101	66538.40		0	24101-1000-51100-1010-1411	Salaries Expense	Regular Education (PreK-12) Pr	51100	\$	66,538.40
24101	3958.30	3166.64		24101-1000-51300-1010-1411	Additional Compensation	Regular Education (PreK-12) Pr	51300	\$	791.66
24101	12191.36		0	24101-1000-52111-1010-1411	Educational Retirement	Regular Education (PreK-12) Pr	52111	\$	12,191.36
24101	1343.46		0	24101-1000-52112-1010-1411	ERA - Retiree Health	Regular Education (PreK-12) Pr	52112	\$	1,343.46
24101	435.41	229.93		24101-1000-52210-1010-1411	FICA Payments	Regular Education (PreK-12) Pr	52210	\$	205.48
24101	101.82	53.77		24101-1000-52220-1010-1411	Medicare Payments	Regular Education (PreK-12) Pr	52220	\$	48.05
24101	22.67		0	24101-1000-52311-1010-1411	Health and Medical Premiums	Regular Education (PreK-12) Pr	52311	\$	22.67
24101	23.28		0	24101-1000-52312-1010-1411	Life	Regular Education (PreK-12) Pr	52312	\$	23.28
24101	342.34		0	24101-1000-52313-1010-1411	Dental	Regular Education (PreK-12) Pr	52313	\$	342.34
24101	61.95		0	24101-1000-52314-1010-1411	Vision	Regular Education (PreK-12) Pr	52314	\$	61.95
24101	22.67		0	24101-1000-52315-1010-1411	Disability	Regular Education (PreK-12) Pr	52315	\$	22.67
24101	97.93		0	24101-1000-52500-1010-1411	Unemployment Compensation	Regular Education (PreK-12) Pr	52500	\$	97.93
24101	670.96	335.48		24101-1000-53711-1010-0000	Other Charges	Regular Education (PreK-12) Pr	53711	\$	335.48
24101	37341.27		0	24101-2100-51100-0000-1218	Salaries Expense	No Program	51100	\$	37,341.27
24101	13757.31	11791.98		24101-2100-51100-2000-1218	Salaries Expense	Special Programs	51100	\$	1,965.33
24101	6064.07		0	24101-2100-52111-0000-1218	Educational Retirement	No Program	52111	\$	6,064.07
24101	2853.68	2140.26		24101-2100-52111-2000-1218	Educational Retirement	Special Programs	52111	\$	713.42
24101	668.27		0	24101-2100-52112-0000-1218	ERA - Retiree Health	No Program	52112	\$	668.27
24101	314.48	235.86		24101-2100-52112-2000-1218	ERA - Retiree Health	Special Programs	52112	\$	78.62
24101	2195.06		0	24101-2100-52210-0000-1218	FICA Payments	No Program	52210	\$	2,195.06
24101	754.82	646.99		24101-2100-52210-2000-1218	FICA Payments	Special Programs	52210	\$	107.83
24101	513.39		0	24101-2100-52220-0000-1218	Medicare Payments	No Program	52220	\$	513.39
24101	176.53	151.31		24101-2100-52220-2000-1218	Medicare Payments	Special Programs	52220	\$	25.22
24101	12310.53		0	24101-2100-52311-0000-1218	Health and Medical Premiums	No Program	52311	\$	12,310.53
24101	5097.61	3887.62		24101-2100-52311-2000-1218	Health and Medical Premiums	Special Programs	52311	\$	1,209.99
24101	21.60		0	24101-2100-52312-0000-1218	Life	No Program	52312	\$	21.60
24101	8.02	5.76		24101-2100-52312-2000-1218	Life	Special Programs	52312	\$	2.26
24101	320.82		0	24101-2100-52313-0000-1218	Dental	No Program	52313	\$	320.82
24101	118.91	85.44		24101-2100-52313-2000-1218	Dental</				

24101	40.18	34.44	24101-2100-52500-2000-1218	Unemployment Compensation	Special Programs	52500		\$	5.74
24101	286.78		0 24101-2100-56118-0000-0000	General Supplies and Materials	No Program	56118		\$	286.78
24101	568582.58	567165.67	24101-XXXX-XXXX-XXXX-XXXX			XXXXX			
24106	10369.61	100623.45	24106-0000-11508-0000-0000	Cash Account	Cash Account	11508	\$	3,016.16	
24106	35706.40	44308.72	24106-0000-23011-0000-0000			23011	\$	8,602.32	
24106	7741.44	7741.44	24106-0000-23107-0000-0000	ERB Contributions Payable	None	23107	\$	-	
24106	723.60	723.60	24106-0000-23109-0000-0000	NMRHC Payable	None	23109	\$	-	
24106	1346.77	1346.77	24106-0000-23115-0000-0000	EE 403B Contributions	NONE	23115	\$	-	
24106	4428.42	4428.42	24106-0000-23125-0000-0000			23125	\$	-	
24106	10.45	10.45	24106-0000-23127-0000-0000			23127	\$	-	
24106	3.19	3.19	24106-0000-23137-0000-0000	Worker's Compensation (Employer)	NONE	23137	\$	-	
24106	4309.42	4309.42	24106-0000-23141-0000-0000			23141	\$	-	
24106	1826.65	1826.65	24106-0000-23142-0000-0000			23142	\$	-	
24106	3268.27	3268.27	24106-0000-23147-0000-0000			23147	\$	-	
24106	4429.93	4429.93	24106-0000-23153-0000-0000			23153	\$	-	
24106	1036.12	1036.12	24106-0000-23154-0000-0000			23154	\$	-	
24106	5693.00		0 24106-0000-32300-0000-0000	UNRESERVED FUND BALANCE	GENERAL	32300			
24106		0 100271.92	24106-0000-41924-0000-0000	Flow-through Grants from Districts to Ch	No Program	41924		\$	100,271.92
24106	62884.66	62884.66	24106-0000-44500-0000-0000	Restricted Grants - Federal Flow-through	No Program	44500		\$	-
24106	5692.85	5692.85	24106-0000-44504-0000-0000	Federal Flow-Through Prior Year	No Program	44504		\$	-
24106	102.06	102.06	24106-1000-52111-1010-1411	Educational Retirement	Regular Education (PreK-12) Pr	52111		\$	-
24106	11.25	11.25	24106-1000-52112-1010-1411	ERA - Retiree Health	Regular Education (PreK-12) Pr	52112		\$	-
24106	38.70	38.70	24106-1000-52210-1010-1411	FICA Payments	Regular Education (PreK-12) Pr	52210		\$	-
24106	9.10	9.10	24106-1000-52220-1010-1411	Medicare Payments	Regular Education (PreK-12) Pr	52220		\$	-
24106	0.27	0.27	24106-1000-52312-1010-1411	Life	Regular Education (PreK-12) Pr	52312		\$	-
24106	5212.42		0 24106-2100-51100-0000-1214	Salaries Expense	No Program	51100		\$	5,212.42
24106	32744.32		0 24106-2100-51100-2000-1214	Salaries Expense	Special Programs	51100		\$	32,744.32
24106	33768.93	1532.17	24106-2100-51100-2000-1312	Salaries Expense	Special Programs	51100		\$	32,236.76
24106	500.00		0 24106-2100-51300-2000-1214	Additional Compensation	Special Programs	51300		\$	500.00
24106	4359.33		0 24106-2100-52111-0000-1214	Educational Retirement	No Program	52111		\$	4,359.33
24106	2158.84	266.40	24106-2100-52111-2000-1214	Educational Retirement	Special Programs	52111		\$	1,892.44
24106	5789.92	289.44	24106-2100-52111-2000-1312	Educational Retirement	Special Programs	52111		\$	5,500.48
24106	480.33		0 24106-2100-52112-0000-1214	ERA - Retiree Health	No Program	52112		\$	480.33
24106	237.85	29.35	24106-2100-52112-2000-1214	ERA - Retiree Health	Special Programs	52112		\$	208.50
24106	637.91	31.89	24106-2100-52112-2000-1312	ERA - Retiree Health	Special Programs	52112		\$	606.02
24106	1654.60		0 24106-2100-52210-0000-1214	FICA Payments	No Program	52210		\$	1,654.60
24106	679.27	83.82	24106-2100-52210-2000-1214	FICA Payments	Special Programs	52210		\$	595.45
24106	2012.23	86.19	24106-2100-52210-2000-1312	FICA Payments	Special Programs	52210		\$	1,926.04
24106	387.00		0 24106-2100-52220-0000-1214	Medicare Payments	No Program	52220		\$	387.00
24106	158.90	19.61	24106-2100-52220-2000-1214	Medicare Payments	Special Programs	52220		\$	139.29
24106	470.61	20.15	24106-2100-52220-2000-1312	Medicare Payments	Special Programs	52220		\$	450.46
24106	3617.00		0 24106-2100-52311-0000-1214	Health and Medical Premiums	No Program	52311		\$	3,617.00
24106	1357.13	167.47	24106-2100-52311-2000-1214	Health and Medical Premiums	Special Programs	52311		\$	1,189.66
24106	7295.71	784.91	24106-2100-52311-2000-1312	Health and Medical Premiums	Special Programs	52311		\$	6,510.80
24106	12.96		0 24106-2100-52312-0000-1214	Life	No Program	52312		\$	12.96
24106	12.48		0 24106-2100-52312-0000-1312	Life	No Program	52312		\$	12.48
24106	6.41	0.79	24106-2100-52312-2000-1214	Life	Special Programs	52312		\$	5.62
24106	9.70	1.23	24106-2100-52312-2000-1312	Life	Special Programs	52312		\$	8.47
24106	115.04		0 24106-2100-52313-0000-1214	Dental	No Program	52313		\$	115.04
24106	42.15	5.20	24106-2100-52313-2000-1214	Dental	Special Programs	52313		\$	36.95
24106	276.34	28.66	24106-2100-52313-2000-1312	Dental	Special Programs	52313		\$	247.68
24106	23.23		0 24106-2100-52314-0000-1214	Vision	No Program	52314		\$	23.23
24106	8.67	1.07	24106-2100-52314-2000-1214	Vision	Special Programs	52314		\$	7.60
24106	57.33	4.97	24106-2100-52314-2000-1312	Vision	Special Programs	52314		\$	52.36
24106	15.84		0 24106-2100-52315-0000-1214	Disability	No Program	52315		\$	15.84
24106	355.57	5.32	24106-2100-52315-2000-1214	Disability	Special Programs	52315		\$	350.25
24106	36.14	4.46	24106-2100-52500-2000-1214	Unemployment Compensation	Special Programs	52500		\$	31.68
24106	47.53	4.59	24106-2100-52500-2000-1312	Unemployment Compensation	Special Programs	52500		\$	42.94
24106	347443.85	346434.93	24106-XXXX-XXXX-XXXX-XXXX			XXXXX			
24154	6675.00	6675.00	24154-0000-11508-0000-0000	Cash Account	Cash Account	11508	\$	-	
24154		0 6675.00	24154-0000-41924-0000-0000	Flow-through Grants from Districts to Ch	No Program	41924		\$	6,675.00
24154	6675.00		0 24154-2200-53330-0000-0000	Professional Development	No Program	53330		\$	6,675.00
24154	13350.00	13350.00	24154-XXXX-XXXX-XXXX-XXXX			XXXXX			
24190	51357.76	95748.37	24190-0000-11508-0000-0000	Cash Account	Cash Account	11508	\$	(44,390.61)	
24190	10405.02	15651.95	24190-0000-23011-0000-0000			23011	\$	5,246.93	
24190	4495.23	4495.23	24190-0000-23107-0000-0000	ERB Contributions Payable	None	23107	\$	-	
24190	420.19	420.19	24190-0000-23109-0000-0000	NMRHC Payable	None	23109	\$	-	
24190	124.17	124.17	24190-0000-23115-0000-0000	EE 403B Contribution	NA	23115	\$	-	
24190	1042.14	1042.14	24190-0000-23125-0000-0000	Health Insurance (Employee)	None	23125	\$	-	
24190	3.44	3.44	24190-0000-23127-0000-0000	Workers' Compensation (Employee)	None	23127	\$	-	
24190	1.67	1.67	24190-0000-23137-0000-0000	Workers Compensation (Employer)	None	23137	\$	-	
24190	1984.29	1984.29	24190-0000-23141-0000-0000	Federal Income Tax	None	23141	\$	-	
24190	1584.54	1584.54	24190-0000-23142-0000-0000	State Income Tax	None	23142	\$	-	
24190	162.01	162.01	24190-0000-23147-0000-0000	Voluntary Deduction	NA	23147	\$	-	
24190	2413.08	2413.08	24190-0000-23153-0000-0000	FICA (Employer)	None	23153	\$	-	
24190	564.45	564.45	24190-0000-23154-0000-0000	Medicare (Employer)	None	23154	\$	-	
24190		0 31090.99	24190-0000-41924-0000-0000	Flow-through Grants from Districts to Ch	No Program	41924		\$	31,090.99
24190	18600.00	18600.00	24190-0000-44500-0000-0000	Restricted Grants - Federal Flow-through	No Program	44500		\$	-
24190	8291.60	8291.60	24190-1000-51300-1010-1411	Additional Compensation	Regular Education (PreK-12) Pr	51300		\$	-
24190	3239.15	3239.15	24190-1000-51300-2000-1412	Additional Compensation	Special Programs	51300		\$	-
24190	1584.33	1584.33	24190-1000-52111-1010-1411	Educational Retirement	Regular Education (PreK-12) Pr	52111		\$	-
24190	587.90	587.90	24190-1000-52111-2000-1412	Educational Retirement	Special Programs	52111		\$	-
24190	174.65	174.65	24190-1000-52112-1010-1411	ERA - Retiree Health	Regular Education (PreK-12) Pr	52112		\$	-
24190	64.80	64.80	24190-1000-52112-2000-1412	ERA - Retiree Health	Special Programs	52112		\$	-
24190	392.32	392.32	24190-1000-52210-1010-1411	FICA Payments	Regular Education (PreK-12) Pr	52210		\$	-
24190	178.04	178.04	24190-1000-52210-2000-1412	FICA Payments	Special Programs	52210		\$	-
24190	91.79	91.79	24190-1000-52220-1010-1411	Medicare Payments	Regular Education (PreK-12) Pr	52220		\$	-
24190	41.65	41.65	24190-1000-52220-2000-1412	Medicare Payments	Special Programs	52220		\$	-
24190	599.53	599.53	24190-1000-52311-1010-1411	Health and Medical Premiums	Regular Education (PreK-12) Pr	52311		\$	-
24190	528.36	528.36	24190-1000-52311-2000-1412	Health and Medical Premiums	Special Programs	52311		\$	-
24190	3.77		24190-1000-52312-1010-1411	Life	Regular Education (PreK-12) Pr	52312		\$	-
24190	1.10	1.10	24190-1000-52312-2000-1412	Life	Special Programs	52312		\$	-
24190	28.14	28.14	24190-1000-52313-1010-1411	Dental	Regular Education (PreK-12) Pr	52313		\$	-
24190	19.30	19.30	24190-1000-52313-2000-1412	Dental	Special Programs	52313		\$	-
24190	5.49	5.49	24190-1000-52314-1010-1411	Vision	Regular Education (PreK-12) Pr	52314		\$	-
24190	3.36	3.36	24190-1000-52314-2000-1412	Vision	Special Programs	52314		\$	-
24190	24.36	24.36	24190-1000-52500-1010-1411	Unemployment Compensation	Regular Education (PreK-12) Pr	52500		\$	-
24190	7.60	7.60	24190-1000-52500-2000-1412	Unemployment Compensation	Special Programs	52500		\$	-
24190	25730.00	15980.00	24190-2100-51100-0000-1218	Salaries Expense	No Program	51100		\$	9,750.00
24190	312.50		0 24190-2100-51300-0000-1211	Additional Compensation	No Program	51300		\$	312.50
24190	250.00		0 24190-2100-51300-0000-1214	Additional Compensation	No Program	51300		\$	250.00
24190	8918.45	312.50	24190-2100-51300-0000-1218	Additional Compensation	No Program	51300		\$	8,605.95
24190	250.00		0 24190-2100-51300-0000-1313	Additional Compensation	No Program	51300		\$	250.00
24190	62.50		0 24190-2100-51300-2000-1214	Additional Compensation	Special Programs	51300		\$	62.50
24190	2306.15		0 24190-2100-51300-2000-1218	Additional Compensation	Special Programs	51300		\$	2,306.15
24190	62.50		0 24190-2100-51300-2000-1313	Additional Compensation	Special Programs	51300		\$	62.50
24190	56.70		0 24190-2100-52111-0000-1211	Educational Retirement	No Program	52111		\$	56.70
24190	45.36		0 24190-2100-52111-0000-1214	Educational Retirement	No Program	52111		\$	45.36
24190	5384.87	2359.52	24190-2100-52111-0000-1218	Educational Retirement	No Program	52111		\$	3,025.35
24190	45.36		0 24190-2100-52111-0000-1313	Educational Retirement	No Program	52111		\$	45.36
24190	11.34		0 24190-2100-52111-2000-1214	Educational Retirement	Special Programs	52111		\$	11.34
24190	690.82		0 24190-2100-52111-2000-1218	Educational Retirement	Special Programs	52111		\$	690.82
24190	11.34		0 24190-2100-52111-2000-1313	Educational Retirement	Special Programs	52111		\$	11.34
24190	6.25		0 24190-2100-52112-0000-1211	ERA - Retiree Health	No Program				

24190	76.14		0	24190-2100-52112-2000-1218	ERA - Retiree Health	Special Programs	52112		\$	76.14
24190	1.25		0	24190-2100-52112-2000-1313	ERA - Retiree Health	Special Programs	52112		\$	1.25
24190	19.37		0	24190-2100-52210-0000-1211	FICA Payments	No Program	52210		\$	19.37
24190	15.51		0	24190-2100-52210-0000-1214	FICA Payments	No Program	52210		\$	15.51
24190	2004.97	990.76		24190-2100-52210-0000-1218	FICA Payments	No Program	52210		\$	1,014.21
24190	14.64		0	24190-2100-52210-0000-1313	FICA Payments	No Program	52210		\$	14.64
24190	3.87		0	24190-2100-52210-2000-1214	FICA Payments	Special Programs	52210		\$	3.87
24190	108.94		0	24190-2100-52210-2000-1218	FICA Payments	Special Programs	52210		\$	108.94
24190	3.66		0	24190-2100-52210-2000-1313	FICA Payments	Special Programs	52210		\$	3.66
24190	4.55		0	24190-2100-52220-0000-1211	Medicare Payments	No Program	52220		\$	4.55
24190	3.64		0	24190-2100-52220-0000-1214	Medicare Payments	No Program	52220		\$	3.64
24190	468.89	231.69		24190-2100-52220-0000-1218	Medicare Payments	No Program	52220		\$	237.20
24190	3.44		0	24190-2100-52220-0000-1313	Medicare Payments	No Program	52220		\$	3.44
24190	0.91		0	24190-2100-52220-2000-1214	Medicare Payments	Special Programs	52220		\$	0.91
24190	25.48		0	24190-2100-52220-2000-1218	Medicare Payments	Special Programs	52220		\$	25.48
24190	0.86		0	24190-2100-52220-2000-1313	Medicare Payments	Special Programs	52220		\$	0.86
24190	694.86		0	24190-2100-52311-0000-1218	Health and Medical Premiums	No Program	52311		\$	694.86
24190	20.48		0	24190-2100-52311-0000-1313	Health and Medical Premiums	No Program	52311		\$	20.48
24190	535.62		0	24190-2100-52311-2000-1218	Health and Medical Premiums	Special Programs	52311		\$	535.62
24190	5.12		0	24190-2100-52311-2000-1313	Health and Medical Premiums	Special Programs	52311		\$	5.12
24190	0.15		0	24190-2100-52312-0000-1211	Life	No Program	52312		\$	0.15
24190	0.08		0	24190-2100-52312-0000-1214	Life	No Program	52312		\$	0.08
24190	12.72	5.64		24190-2100-52312-0000-1218	Life	No Program	52312		\$	7.08
24190	0.08		0	24190-2100-52312-0000-1313	Life	No Program	52312		\$	0.08
24190	0.02		0	24190-2100-52312-2000-1214	Life	Special Programs	52312		\$	0.02
24190	1.48		0	24190-2100-52312-2000-1218	Life	Special Programs	52312		\$	1.48
24190	0.02		0	24190-2100-52312-2000-1313	Life	Special Programs	52312		\$	0.02
24190	29.10		0	24190-2100-52313-0000-1218	Dental	No Program	52313		\$	29.10
24190	0.64		0	24190-2100-52313-0000-1313	Dental	No Program	52313		\$	0.64
24190	17.89		0	24190-2100-52313-2000-1218	Dental	Special Programs	52313		\$	17.89
24190	0.16		0	24190-2100-52313-2000-1313	Dental	Special Programs	52313		\$	0.16
24190	5.43		0	24190-2100-52314-0000-1218	Vision	No Program	52314		\$	5.43
24190	3.48		0	24190-2100-52314-2000-1218	Vision	Special Programs	52314		\$	3.48
24190	1.05		0	24190-2100-52500-0000-1211	Unemployment Compensation	No Program	52500		\$	1.05
24190	0.54		0	24190-2100-52500-0000-1214	Unemployment Compensation	No Program	52500		\$	0.54
24190	22.53		0	24190-2100-52500-0000-1218	Unemployment Compensation	No Program	52500		\$	22.53
24190	0.66		0	24190-2100-52500-0000-1313	Unemployment Compensation	No Program	52500		\$	0.66
24190	0.21		0	24190-2100-52500-2000-1214	Unemployment Compensation	Special Programs	52500		\$	0.21
24190	7.03		0	24190-2100-52500-2000-1218	Unemployment Compensation	Special Programs	52500		\$	7.03
24190	0.19		0	24190-2100-52500-2000-1313	Unemployment Compensation	Special Programs	52500		\$	0.19
24190	2618.65		0	24190-2200-51300-0000-1211	Additional Compensation	No Program	51300		\$	2,618.65
24190	475.27		0	24190-2200-52111-0000-1211	Educational Retirement	No Program	52111		\$	475.27
24190	52.39		0	24190-2200-52112-0000-1211	ERA - Retiree Health	No Program	52112		\$	52.39
24190	121.20		0	24190-2200-52210-0000-1211	FICA Payments	No Program	52210		\$	121.20
24190	28.37		0	24190-2200-52220-0000-1211	Medicare Payments	No Program	52220		\$	28.37
24190	286.77		0	24190-2200-52311-0000-1211	Health and Medical Premiums	No Program	52311		\$	286.77
24190	1.05		0	24190-2200-52312-0000-1211	Life	No Program	52312		\$	1.05
24190	11.50		0	24190-2200-52313-0000-1211	Dental	No Program	52313		\$	11.50
24190	2.11		0	24190-2200-52314-0000-1211	Vision	No Program	52314		\$	2.11
24190	7.50		0	24190-2200-52500-0000-1211	Unemployment Compensation	No Program	52500		\$	7.50
24190	27500.00		0	24190-2200-53330-0000-0000	Professional Development	No Program	53330		\$	27,500.00
24190	2500.00		0	24190-2200-53711-0000-0000	Other Charges	No Program	53711		\$	2,500.00
24190	2494.56		0	24190-2200-56119-0000-0000	Supply Assets (\$5,000 or less).	No Program	56119		\$	2,494.56
24190	1500.00		0	24190-2300-51300-0000-1111	Additional Compensation	No Program	51300		\$	1,500.00
24190	272.25		0	24190-2300-52111-0000-1111	Educational Retirement	No Program	52111		\$	272.25
24190	30.00		0	24190-2300-52112-0000-1111	ERA - Retiree Health	No Program	52112		\$	30.00
24190	86.48		0	24190-2300-52210-0000-1111	FICA Payments	No Program	52210		\$	86.48
24190	20.23		0	24190-2300-52220-0000-1111	Medicare Payments	No Program	52220		\$	20.23
24190	150.65		0	24190-2300-52311-0000-1111	Health and Medical Premiums	No Program	52311		\$	150.65
24190	0.31		0	24190-2300-52312-0000-1111	Life	No Program	52312		\$	0.31
24190	6.18		0	24190-2300-52313-0000-1111	Dental	No Program	52313		\$	6.18
24190	0.95		0	24190-2300-52314-0000-1111	Vision	No Program	52314		\$	0.95
24190	3.40		0	24190-2400-52210-0000-1211	FICA Payments	No Program	52210		\$	3.40
24190	80		0	24190-2400-52220-0000-1211	Medicare Payments	No Program	52220		\$	80
24190	0.18		0	24190-2400-52500-0000-1211	Unemployment Compensation	No Program	52500		\$	0.18
24190	37500.00	22500.00		24190-2400-53711-0000-0000	Other Charges	No Program	53711		\$	15,000.00
24190	233560.50	232393.87		24190-XXXX-XXXX-XXXX-XXXX			XXXX			
24330	609297.13	609297.56		24330-0000-11508-0000-0000	Cash Account	Cash Account	11508	\$ (0.43)		
24330	596422.00		0	24330-0000-32300-0000-0000			32300			
24330		0 596421.57		24330-0000-41924-0000-0000	Flow-through Grants from Districts to CH	No Program	41924		\$	596,421.57
24330	12875.56	12875.56		24330-1000-56119-1010-0000	Supply Assets (\$5,000 or less).	Regular Education (PreK-12) Pr	56119		\$	-
24330	1218594.69	1218594.69		24330-XXXX-XXXX-XXXX-XXXX			XXXX			
26107	4087.18.10	517788.89		26107-0000-11508-0000-0000	Cash Account	Cash Account	11508	\$ (143,070.79)		
26107	127022.65	144290.82		26107-0000-23011-0000-0000		NONE	23011	\$17,268.17		
26107	31241.60	31241.60		26107-0000-23107-0000-0000	ERB Contributions Payable	None	23107	\$ -		
26107	2919.58	2919.58		26107-0000-23109-0000-0000	NMRHC Payable	None	23109	\$ -		
26107	159.88	159.88		26107-0000-23115-0000-0000	EE 403B Contributions	NONE	23115	\$ -		
26107	9123.87	9123.87		26107-0000-23125-0000-0000	Health Insurance (Employee)	None	23125	\$ -		
26107	20.43	20.43		26107-0000-23127-0000-0000	Workers Compensation	None	23127	\$ -		
26107	13.80	13.80		26107-0000-23137-0000-0000	Workers Compensation (Employer)	NONE	23137	\$ -		
26107	21783.22	21783.22		26107-0000-23141-0000-0000	Federal Income Tax	None	23141	\$ -		
26107	6475.78	6475.78		26107-0000-23142-0000-0000	State Income Tax	None	23142	\$ -		
26107	8762.62	8762.62		26107-0000-23147-0000-0000	Voluntary Deductions	NONE	23147	\$ -		
26107	16375.29	16375.29		26107-0000-23153-0000-0000	ER Medicare	None	23153	\$ -		
26107	3829.75	3829.75		26107-0000-23154-0000-0000	Medicare	None	23154	\$ -		
26107	234200.00		0	26107-0000-32300-0000-0000			32300			
26107		0 334565.84		26107-0000-43214-0000-0000	Inter-Governmental Contract Revenue/R	No Program	43214		\$	334,565.84
26107	7843.74	7843.74		26107-1000-51100-1010-1411	Salaries Expense	Regular Education (PreK-12) Pr	51100		\$	-
26107	16754.84		0	26107-1000-51100-1010-1711	Salaries Expense	Regular Education (PreK-12) Pr	51100		\$	167,554.84
26107	3500.00	2500.00		26107-1000-51300-1010-1411	Additional Compensation	Regular Education (PreK-12) Pr	51300		\$	1,000.00
26107	15866.40	1280.00		26107-1000-51300-1010-1711	Additional Compensation	Regular Education (PreK-12) Pr	51300		\$	14,586.40
26107	4500.00		0	26107-1000-51300-2000-1412	Additional Compensation	Special Programs	51300		\$	4,500.00
26107	2681.12	26635.62		26107-1000-52111-1010-1411	Educational Retirement	Regular Education (PreK-12) Pr	52111		\$	181.50
26107	30611.55		0	26107-1000-52111-1010-1711	Educational Retirement	Regular Education (PreK-12) Pr	52111		\$	30,611.55
26107	12799.43	12436.43		26107-1000-52111-2000-1412	Educational Retirement	Special Programs	52111		\$	363.00
26107	2955.08	2935.08		26107-1000-52112-1010-1411	ERA - Retiree Health	Regular Education (PreK-12) Pr	52112		\$	20.00
26107	3373.38		0	26107-1000-52112-1010-1711	ERA - Retiree Health	Regular Education (PreK-12) Pr	52112		\$	3,373.38
26107	1410.35	1370.35		26107-1000-52112-2000-1412	ERA - Retiree Health	Special Programs	52112		\$	40.00
26107	8597.97	8539.41		26107-1000-52210-1010-1411	FICA Payments	Regular Education (PreK-12) Pr	52210		\$	58.56
26107	1127.41		0	26107-1000-52210-1010-1711	FICA Payments	Regular Education (PreK-12) Pr	52210		\$	11,127.41
26107	2458.57	2402.44		26107-1000-52210-2000-1412	FICA Payments	Special Programs	52210		\$	56.13
26107	2010.91	1997.21		26107-1000-52220-1010-1411	Medicare Payments	Regular Education (PreK-12) Pr	52220		\$	13.70
26107	2602.35		0	26107-1000-52220-1010-1711	Medicare Payments	Regular Education (PreK-12) Pr	52220		\$	2,602.35
26107	575.03	561.90		26107-1000-52220-2000-1412	Medicare Payments	Special Programs	52220		\$	13.13
26107	19063.02	18990.27		26107-1000-52311-1010-1411	Health and Medical Premiums	Regular Education (PreK-12) Pr	52311		\$	72.75
26107	22104.74		0	26107-1000-52311-1010-1711	Health and Medical Premiums	Regular Education (PreK-12) Pr	52311		\$	22,104.74
26107	8326.12	8189.86		26107-1000-52311-2000-1412	Health and Medical Premiums	Special Programs	52311		\$	136.26
26107	60.30	59.96		26107-1000-52312-1010-1411	Life	Regular Education (PreK-12) Pr	52312		\$	0.34
26107	135.36		0	26107-1000-52312-1010-1711	Life	Regular Education (PreK-12) Pr	52312		\$	135.36
26107	26.49	25.92		26107-1000-52312-2000-1412	Life					

26107	20.76	20.76	26107-1000-52315-2000-1412	Disability	Special Programs	52315	\$	-
26107	3.12		0 26107-1000-52500-1010-1411	Unemployment Compensation	Regular Education (PreK-12) Pr	52500	\$	3.12
26107	315.91		0 26107-1000-52500-1010-1711	Unemployment Compensation	Regular Education (PreK-12) Pr	52500	\$	315.91
26107	4.33		0 26107-1000-52500-2000-1412	Unemployment Compensation	Special Programs	52500	\$	4.33
26107	340.33		0 26107-1000-56112-1010-0000	Other Instructional Materials	Regular Education (PreK-12) Pr	56112	\$	340.33
26107	3385.33		0 26107-1000-56118-1010-0000	General Supplies and Materials	Regular Education (PreK-12) Pr	56118	\$	3,385.33
26107	1233909.54	1229660.19	26107-XXXX-XXXX-XXXX-XXXX			XXXX		
26207	3069.00		0 26207-0000-11508-0000-0000	Cash Account	Cash Account	11508	\$	3,069.00
26207		0 3069.00	26207-0000-32300-0000-0000			32300		
26207	3069.00	3069.00	26207-XXXX-XXXX-XXXX-XXXX			XXXX		
27109	21135.00	2411.59	27109-0000-11508-0000-0000	Cash Account	Cash Account	11508	\$	18,723.41
27109		0 21135.00	27109-0000-32300-0000-0000	UNRESERVED FUND BALANCE	GENERAL	32300		
27109	573.53		0 27109-1000-56109-1010-0000	Instructional Materials On Line Digital Su	Regular Education (PreK-12) Pr	56109	\$	573.53
27109	1297.29		0 27109-1000-56111-1010-0000	Instructional Materials Cash - 50% Textb	Regular Education (PreK-12) Pr	56111	\$	1,297.29
27109	565.02	565.02	27109-1000-56112-1010-0000	Other Instructional Materials	Regular Education (PreK-12) Pr	56112	\$	
27109	540.77		0 27109-1000-56113-1010-0000	Software	Regular Education (PreK-12) Pr	56113	\$	540.77
27109	24111.61	24111.61	27109-XXXX-XXXX-XXXX-XXXX			XXXX		
27583	24646.34	24646.00	27583-0000-11508-0000-0000	Cash Account	Cash Account	11508	\$	0.34
27583	24646.00		0 27583-0000-32300-0000-0000	RE	None	32300		
27583		0 24646.34	27583-0000-43202-0000-0000	State Flow-through Grants	No Program	43202		\$ 24,646.34
27583	49292.34	49292.34	27583-XXXX-XXXX-XXXX-XXXX			XXXX		
28190	16428.72	16456.05	28190-0000-11508-0000-0000	Cash Account	Cash Account	11508	\$	(27.33)
28190	4042.48	4130.04	28190-0000-23011-0000-0000	Liabilities Payable		23011	\$	87.56
28190	756.70	756.70	28190-0000-23107-0000-0000	EE ERB		23107	\$	-
28190	70.73	70.73	28190-0000-23109-0000-0000	EE RHC		23109	\$	-
28190	577.32	577.32	28190-0000-23125-0000-0000	NMPSIA		23125	\$	-
28190	0.26	0.26	28190-0000-23127-0000-0000	Workers Compensation (Employee)	na	23127	\$	-
28190	0.30	0.30	28190-0000-23137-0000-0000	Workers Compensation (Employer)	na	23137	\$	-
28190	244.98	244.98	28190-0000-23141-0000-0000	Fed Income Tax		23141	\$	-
28190	186.51	186.51	28190-0000-23142-0000-0000	New Mexico		23142	\$	-
28190	154.38	154.38	28190-0000-23147-0000-0000	Voluntary Deds		23147	\$	-
28190	403.86	403.86	28190-0000-23153-0000-0000	OASDI		23153	\$	-
28190	94.44	94.44	28190-0000-23154-0000-0000	Medicare		23154	\$	-
28190		0 15885.11	28190-0000-43203-0000-0000	State Direct Grants	No Program	43203		\$ 15,885.11
28190	484.37	484.37	28190-1000-52111-1010-1411	Educational Retirement	Regular Education (PreK-12) Pr	52111	\$	-
28190	53.37	53.37	28190-1000-52112-1010-1411	ERA - Retiree Health	Regular Education (PreK-12) Pr	52112	\$	-
28190	304.81	304.81	28190-1000-52210-1010-1411	FICA Payments	Regular Education (PreK-12) Pr	52210	\$	-
28190	71.29	71.29	28190-1000-52220-1010-1411	Medicare Payments	Regular Education (PreK-12) Pr	52220	\$	-
28190	317.33	317.33	28190-1000-52311-1010-1411	Health and Medical Premiums	Regular Education (PreK-12) Pr	52311	\$	-
28190	16.22	16.22	28190-1000-52500-1010-1411	Unemployment Compensation	Regular Education (PreK-12) Pr	52500	\$	-
28190	60.00	60.00	28190-1000-53711-1010-0000	Other Charges	Regular Education (PreK-12) Pr	53711	\$	-
28190	7009.52	346.92	28190-2100-51100-2000-1214	Salaries Expense	Special Programs	51100	\$	6,662.60
28190	62.50		0 28190-2100-51300-2000-1214	Additional Compensation	Special Programs	51300	\$	62.50
28190	1283.59	62.97	28190-2100-52111-2000-1214	Educational Retirement	Special Programs	52111	\$	1,220.62
28190	484.37	484.37	28190-2100-52111-2000-1313	Educational Retirement	Special Programs	52111	\$	
28190	141.44	6.94	28190-2100-52112-2000-1214	ERA - Retiree Health	Special Programs	52112	\$	134.50
28190	53.37	53.37	28190-2100-52112-2000-1313	ERA - Retiree Health	Special Programs	52112	\$	-
28190	403.86	19.81	28190-2100-52210-2000-1214	FICA Payments	Special Programs	52210	\$	384.05
28190	94.44	4.63	28190-2100-52220-2000-1214	Medicare Payments	Special Programs	52220	\$	89.81
28190	515.23	39.58	28190-2100-52311-2000-1214	Health and Medical Premiums	Special Programs	52311	\$	475.65
28190	0.95	0.19	28190-2100-52312-2000-1214	Life	Special Programs	52312	\$	0.76
28190	6.15	1.23	28190-2100-52313-2000-1214	Dental	Special Programs	52313	\$	4.92
28190	1.25	0.25	28190-2100-52314-2000-1214	Vision	Special Programs	52314	\$	1.00
28190	317.33		0 28190-2100-52315-2000-1214	Disability	Special Programs	52315	\$	317.33
28190	317.33	317.33	28190-2100-52315-2000-1313	Disability	Special Programs	52315	\$	-
28190	21.47	1.05	28190-2100-52500-2000-1214	Unemployment Compensation	Special Programs	52500	\$	20.42
28190	6250.88	0.04	28190-2100-56118-0000-0000	General Supplies and Materials	No Program	56118	\$	6,250.84
28190	375.00		0 28190-2700-55112-0000-0000	Transportation Contractors	No Program	55112	\$	375.00
28190	41606.75	41606.75	28190-XXXX-XXXX-XXXX-XXXX			XXXX		
31200	50771.00	50771.00	31200-0000-11508-0000-0000	Cash Account	Cash Account	11508	\$	-
31200	50771.00		0 31200-0000-32300-0000-0000	UNRESERVED FUND BALANCE	GENERAL	32300		
31200		0 50771.00	31200-0000-41980-0000-0000	Vendor Refund of Prior-Year's Expenditu	No Program	41980		\$ 50,771.00
31200	101542.00	101542.00	31200-XXXX-XXXX-XXXX-XXXX			XXXX		
31600	726898.44	406285.58	31600-0000-11508-0000-0000	Cash Account	Cash Account	11508	\$	320,612.86
31600		0 533952.00	31600-0000-32300-0000-0000			32300		
31600		0 168344.28	31600-0000-41110-0000-0000	Ad Valorem Taxes - School District	No Program	41110	\$	168,344.28
31600	11439.10	11439.10	31600-0000-41980-0000-0000	Vendor Refund of Prior-Year's Expenditu	No Program	41980	\$	-
31600	1683.42		0 31600-2300-53712-0000-0000	County Tax Collection Costs	No Program	53712	\$	1,683.42
31600	400000.00		0 31600-4000-57200-0000-0000	Buildings Purchase	No Program	57200	\$	4,000,000.00
31600	1140020.96	1140020.96	31600-XXXX-XXXX-XXXX-XXXX			XXXX		
31701	892963.62	605153.52	31701-0000-11508-0000-0000	Cash Account	Cash Account	11508	\$	287,810.10
31701		0 799967.00	31701-0000-32300-0000-0000	UNRESERVED FUND BALANCE	GENERAL	32300		
31701		0 88730.40	31701-0000-41110-0000-0000	Ad Valorem Taxes - School District	No Program	41110	\$	88,730.40
31701	11439.10	11439.10	31701-0000-41980-0000-0000	Vendor Refund of Prior-Year's Expenditu	No Program	41980	\$	-
31701	887.30		0 31701-2300-53712-0000-0000	County Tax Collection Costs	No Program	53712	\$	887.30
31701	600000.00		0 31701-4000-57200-0000-0000	Buildings Purchase	No Program	57200	\$	6,000,000.00
31701	1505290.02	1505290.02	31701-XXXX-XXXX-XXXX-XXXX			XXXX		
31703	27229.00	2476.00	31703-0000-11508-0000-0000	Cash Account	Cash Account	11508	\$	24,753.00
31703		0 27229.00	31703-0000-32300-0000-0000			32300		
31703	2476.00		0 31703-4000-57340-0000-0000	Technology-Related Hardware.	No Program	57340	\$	2,476.00
31703	29705.00	29705.00	31703-XXXX-XXXX-XXXX-XXXX			XXXX		

**State of New Mexico
Public School Operating Budget
Reimbursement Summary**

Budget Year: 2024-2025 Entity: La Academia De Esperanza Fund: <ALL>

Budget Name	Reimb. Name	Fund	Fund Name	Period From	Period To	Submit Date	Address line	Bank Last 4	Status	YTD Expenditures	Total Request	Approved Amount	Voucher #
La Academia de Esperanza 2024-2025	001-061-2425-24101-0001	24101	Title I Part A - ESEA	7/1/2024	10/31/2024	12/12/2024	7311 Glenrio Rd SW	4508	RfR Disapproved	\$44,825.38	\$0.00		
La Academia de Esperanza 2024-2025	001-061-2425-24101-0002	24101	Title I Part A - ESEA	7/1/2024	11/30/2024	12/17/2024	7311 Glenrio Rd SW	4508	Paid By DFA	\$57,617.88	\$57,617.88	\$57,617.88	
La Academia de Esperanza 2024-2025	001-061-2425-24101-0003	24101	Title I Part A - ESEA	12/1/2024	12/31/2024	1/10/2025	7311 Glenrio Rd SW	4508	Paid By DFA	\$73,253.50	\$15,635.62	\$15,635.62	
La Academia de Esperanza 2024-2025	001-061-2425-24101-0004	24101	Title I Part A - ESEA	1/1/2025	1/31/2025	2/28/2025	7311 Glenrio Rd SW	4508	Paid By DFA	\$88,247.33	\$14,993.83	\$14,993.83	
La Academia de Esperanza 2024-2025	001-061-2425-24101-0005	24101	Title I Part A - ESEA	2/1/2025	2/28/2025	3/18/2025	7311 Glenrio Rd SW	4508	Paid By DFA	\$102,903.07	\$14,655.74	\$14,655.74	
La Academia de Esperanza 2024-2025	001-061-2425-24101-0006	24101	Title I Part A - ESEA	3/1/2025	3/31/2025	4/8/2025	7311 Glenrio Rd SW	4508	Paid By DFA	\$117,845.59	\$14,942.52	\$14,942.52	
La Academia de Esperanza 2024-2025	001-061-2425-24101-0007	24101	Title I Part A - ESEA	4/1/2025	4/30/2025	5/12/2025	7311 Glenrio Rd SW	4508	Paid By DFA	\$132,501.33	\$14,655.74	\$14,655.74	
La Academia de Esperanza 2024-2025	001-061-2425-24101-0008	24101	Title I Part A - ESEA	5/1/2025	5/22/2025	5/23/2025	7311 Glenrio Rd SW	4508	Paid By DFA	\$139,490.53	\$6,989.20	\$6,989.20	
La Academia de Esperanza 2024-2025	001-061-2425-24101-0009	24101	Title I Part A - ESEA	5/23/2025	5/31/2025	6/4/2025	7311 Glenrio Rd SW	4508	DC RfR Submitted	\$146,807.47	\$7,316.94	\$7,316.94	
La Academia de Esperanza 2024-2025	001-061-2425-24106-0001	24106	Entitlement IDEA-B	7/1/2024	10/31/2024	11/18/2024	7311 Glenrio Rd SW	4508	RfR Disapproved	\$7,613.90	\$0.00		
La Academia de Esperanza 2024-2025	001-061-2425-24106-0002	24106	Entitlement IDEA-B	7/1/2024	10/31/2024	12/12/2024	7311 Glenrio Rd SW	4508	Paid By DFA	\$37,642.18	\$37,642.18	\$37,642.18	
La Academia de Esperanza 2024-2025	001-061-2425-24106-0003	24106	Entitlement IDEA-B	11/1/2024	11/30/2024	12/17/2024	7311 Glenrio Rd SW	4508	Paid By DFA	\$50,773.66	\$13,131.48	\$13,131.48	
La Academia de Esperanza 2024-2025	001-061-2425-24106-0004	24106	Entitlement IDEA-B	12/1/2024	12/31/2024	1/10/2025	7311 Glenrio Rd SW	4508	Paid By DFA	\$62,884.66	\$12,111.00	\$12,111.00	
La Academia de Esperanza 2024-2025	001-061-2425-24106-0005	24106	Entitlement IDEA-B	1/1/2025	1/31/2025	2/25/2025	7311 Glenrio Rd SW	4508	Paid By DFA	\$67,238.36	\$4,353.70	\$4,353.70	
La Academia de Esperanza 2024-2025	001-061-2425-24106-0006	24106	Entitlement IDEA-B	2/1/2025	2/28/2025	3/18/2025	7311 Glenrio Rd SW	4508	Paid By DFA	\$75,918.55	\$8,680.19	\$8,680.19	
La Academia de Esperanza 2024-2025	001-061-2425-24106-0007	24106	Entitlement IDEA-B	3/1/2025	3/31/2025	4/9/2025	7311 Glenrio Rd SW	4508	Paid By DFA	\$84,598.79	\$8,680.24	\$8,680.24	
La Academia de Esperanza 2024-2025	001-061-2425-24106-0008	24106	Entitlement IDEA-B	4/1/2025	4/30/2025	5/13/2025	7311 Glenrio Rd SW	4508	Paid By DFA	\$94,579.07	\$9,980.28	\$9,980.28	
La Academia de Esperanza 2024-2025	001-061-2425-24106-0009	24106	Entitlement IDEA-B	5/1/2025	5/22/2025	5/23/2025	7311 Glenrio Rd SW	4508	Paid By DFA	\$99,643.41	\$5,064.34	\$5,064.34	
La Academia de Esperanza 2024-2025	001-061-2425-24106-0010	24106	Entitlement IDEA-B	5/23/2025	5/31/2025	6/5/2025	7311 Glenrio Rd SW	4508	DPM Approved	\$101,174.00	\$1,530.59	\$1,530.59	
La Academia de Esperanza 2024-2025	001-061-2425-24154-0001	24154	Teacher/Principal Training & Recruiting	7/1/2024	3/31/2025	4/8/2025	7311 Glenrio Rd SW	4508	Paid By DFA	\$6,675.00	\$6,675.00	\$6,675.00	
La Academia de Esperanza 2024-2025	001-061-2425-24190-0001	24190	Title I - Comprehensive Support and Improvement (CSI)	7/1/2024	10/15/2024	10/29/2024	7311 Glenrio Rd SW	4508	Paid By DFA	\$18,500.00	\$18,500.00	\$18,500.00	
La Academia de Esperanza 2024-2025	001-061-2425-24190-0002	24190	Title I - Comprehensive Support and Improvement (CSI)	10/16/2024	12/31/2024	1/21/2025	7311 Glenrio Rd SW	4508	RfR Disapproved	\$40,204.46	\$0.00		
La Academia de Esperanza 2024-2025	001-061-2425-24190-0003	24190	Title I - Comprehensive Support and Improvement (CSI)	10/16/2024	12/31/2024	2/3/2025	7311 Glenrio Rd SW	4508	Paid By DFA	\$40,152.23	\$21,652.23	\$21,652.23	
La Academia de Esperanza 2024-2025	001-061-2425-24190-0004	24190	Title I - Comprehensive Support and Improvement (CSI)	1/1/2025	1/31/2025	2/25/2025	7311 Glenrio Rd SW	4508	Paid By DFA	\$46,152.23	\$6,000.00	\$6,000.00	
La Academia de Esperanza 2024-2025	001-061-2425-24190-0005	24190	Title I - Comprehensive Support and Improvement (CSI)	2/1/2025	2/28/2025	3/18/2025	7311 Glenrio Rd SW	4508	Paid By DFA	\$49,152.23	\$3,000.00	\$3,000.00	
La Academia de Esperanza 2024-2025	001-061-2425-24190-0006	24190	Title I - Comprehensive Support and Improvement (CSI)	3/1/2025	3/31/2025	4/11/2025	7311 Glenrio Rd SW	4508	Paid By DFA	\$52,643.22	\$3,490.99	\$3,490.99	
La Academia de Esperanza 2024-2025	001-061-2425-24190-0007	24190	Title I - Comprehensive Support and Improvement (CSI)	4/1/2025	4/30/2025	5/21/2025	7311 Glenrio Rd SW	4508	RfR Disapproved	\$68,119.78	\$0.00		

**State of New Mexico
Public School Operating Budget
Reimbursement Summary**

Budget Year: 2024-2025 Entity: La Academia De Esperanza Fund: <ALL>

Budget Name	Reimb. Name	Fund	Fund Name	Period From	Period To	Submit Date	Address line	Bank Last 4	Status	YTD Expenditures	Total Request	Approved Amount	Voucher #
La Academia de Esperanza 2024-2025	001-061-2425-24190-0008	24190	Title I - Comprehensive Support and Improvement (CSI)	4/1/2025	5/22/2025	5/23/2025	7311 Glenrio Rd SW	4508	Paid By DFA	\$78,407.85	\$25,764.63	\$25,764.63	
La Academia de Esperanza 2024-2025	001-061-2425-24190-0009	24190	Title I - Comprehensive Support and Improvement (CSI)	5/23/2025	5/31/2025	6/5/2025	7311 Glenrio Rd SW	4508	DC RfR Submitted	\$81,895.16	\$3,487.31	\$3,487.31	
La Academia de Esperanza 2024-2025	001-061-2425-24330-0001	24330	ARP ESSER III	7/1/2024	10/15/2024	10/31/2024	7311 Glenrio Rd SW	4508	RfR Disapproved	\$8,294.73	\$0.00	\$0.00	
La Academia de Esperanza 2024-2025	001-061-2425-31400-0002	31400	Special Capital Outlay-State	7/1/2024	4/30/2025		7311 Glenrio Rd SW		RfR Created	\$0.00	\$0.00	\$0.00	
La Academia de Esperanza 2024-2025	001-061-2425-31400-0001	31400	Special Capital Outlay-State	7/1/2024	8/15/2024		7311 Glenrio Rd SW		RfR Voided	\$0.00	\$0.00	\$0.00	
										\$344,846.36	\$336,551.63	\$336,551.63	